



Usr supervisor  
rptAnalíticoPresu

# Municipio de Zempoala

Estado de Hidalgo

Analítico Mensual de Egresos Pagados por Fuente de Financiamiento al 30/sep./2022


(Cuentas Acumulativas)

Fecha y

05-17 p. m.

(Cifras en pesos y centavos)

Objeto del Gasto	Presupuesto Vigente	Ene	Feb	Mar	Abr	May	Jun	Jul	Ago	Sep	Oct	Nov	Dic	Total	Diferencia (Vigente - Total)
<b>10001 Recursos propios</b>															
<b>10000 SERVICIOS PERSONALES</b>	\$971,832.00	\$0.00	\$0.00	\$0.00	\$31,500.00	\$0.00	\$20,900.00	\$0.00	\$10,500.00	\$0.00	\$0.00	\$0.00	\$0.00	\$62,900.00	\$908,932.00
120000 Remuneraciones al personal de carácter	\$118,440.00	\$0.00	\$0.00	\$0.00	\$0.00	\$0.00	\$0.00	\$0.00	\$0.00	\$0.00	\$0.00	\$0.00	\$0.00	\$0.00	\$118,440.00
122000 Sueldos base al personal eventual	\$118,440.00	\$0.00	\$0.00	\$0.00	\$0.00	\$0.00	\$0.00	\$0.00	\$0.00	\$0.00	\$0.00	\$0.00	\$0.00	\$0.00	\$118,440.00
130000 Remuneraciones adicionales y	\$0.00	\$0.00	\$0.00	\$0.00	\$31,500.00	\$0.00	\$16,500.00	\$0.00	\$10,500.00	\$0.00	\$0.00	\$0.00	\$0.00	\$58,500.00	-\$58,500.00
134000 Compensaciones	\$0.00	\$0.00	\$0.00	\$0.00	\$31,500.00	\$0.00	\$16,500.00	\$0.00	\$10,500.00	\$0.00	\$0.00	\$0.00	\$0.00	\$58,500.00	-\$58,500.00
140000 Seguridad Social	\$144,192.00	\$0.00	\$0.00	\$0.00	\$0.00	\$0.00	\$0.00	\$0.00	\$0.00	\$0.00	\$0.00	\$0.00	\$0.00	\$0.00	\$144,192.00
144000 Aportaciones para seguros	\$144,192.00	\$0.00	\$0.00	\$0.00	\$0.00	\$0.00	\$0.00	\$0.00	\$0.00	\$0.00	\$0.00	\$0.00	\$0.00	\$0.00	\$144,192.00
150000 Otras prestaciones sociales y	\$307,200.00	\$0.00	\$0.00	\$0.00	\$0.00	\$0.00	\$4,400.00	\$0.00	\$0.00	\$0.00	\$0.00	\$0.00	\$0.00	\$4,400.00	\$302,800.00
152000 Indemnizaciones	\$61,800.00	\$0.00	\$0.00	\$0.00	\$0.00	\$0.00	\$0.00	\$0.00	\$0.00	\$0.00	\$0.00	\$0.00	\$0.00	\$0.00	\$61,800.00
153000 Prestaciones y haberes de retiro	\$185,400.00	\$0.00	\$0.00	\$0.00	\$0.00	\$0.00	\$0.00	\$0.00	\$0.00	\$0.00	\$0.00	\$0.00	\$0.00	\$0.00	\$185,400.00
155000 Apoyos a la capacitación de los servidores	\$60,000.00	\$0.00	\$0.00	\$0.00	\$0.00	\$0.00	\$4,400.00	\$0.00	\$0.00	\$0.00	\$0.00	\$0.00	\$0.00	\$4,400.00	\$55,600.00
160000 Provisiones	\$252,000.00	\$0.00	\$0.00	\$0.00	\$0.00	\$0.00	\$0.00	\$0.00	\$0.00	\$0.00	\$0.00	\$0.00	\$0.00	\$0.00	\$252,000.00
161000 Provisiones de carácter laboral,	\$252,000.00	\$0.00	\$0.00	\$0.00	\$0.00	\$0.00	\$0.00	\$0.00	\$0.00	\$0.00	\$0.00	\$0.00	\$0.00	\$0.00	\$252,000.00
170000 Pago de estímulos a servidores públicos	\$150,000.00	\$0.00	\$0.00	\$0.00	\$0.00	\$0.00	\$0.00	\$0.00	\$0.00	\$0.00	\$0.00	\$0.00	\$0.00	\$0.00	\$150,000.00
171000 Estímulos	\$150,000.00	\$0.00	\$0.00	\$0.00	\$0.00	\$0.00	\$0.00	\$0.00	\$0.00	\$0.00	\$0.00	\$0.00	\$0.00	\$0.00	\$150,000.00
<b>200000 MATERIALES Y SUMINISTROS</b>	\$16,606,800.00	\$503,781.39	\$653,705.02	\$940,188.31	\$941,144.34	\$1,724,210.42	\$167,935.06	\$623,744.63	\$317,756.66	\$485,138.81	\$0.00	\$0.00	\$0.00	\$6,357,604.64	\$10,249,195.36
210000 Materiales de administración, emisión	\$3,350,400.00	\$22,287.36	\$169,179.04	\$72,608.98	\$289,125.76	\$166,138.00	\$6,711.93	\$44,320.40	\$172,210.37	\$58,098.56	\$0.00	\$0.00	\$0.00	\$1,000,680.40	\$2,349,719.60
211000 Materiales, útiles y equipos menores de	\$804,000.00	\$754.00	\$4,905.64	\$108.98	\$138,934.36	\$0.00	\$5,736.00	\$19,480.00	\$37,906.18	\$56,276.56	\$0.00	\$0.00	\$0.00	\$264,073.72	\$539,926.28
212000 Materiales y útiles de impresión y	\$350,400.00	\$1,629.00	\$0.00	\$0.00	\$29,829.40	\$0.00	\$681.53	\$0.00	\$0.00	\$0.00	\$0.00	\$0.00	\$0.00	\$32,139.93	\$318,260.07
213000 Material estadístico y geográfico	\$120,000.00	\$0.00	\$0.00	\$0.00	\$0.00	\$0.00	\$0.00	\$0.00	\$0.00	\$0.00	\$0.00	\$0.00	\$0.00	\$0.00	\$120,000.00
214000 Materiales, útiles y equipos menores de	\$84,000.00	\$0.00	\$0.00	\$0.00	\$0.00	\$0.00	\$0.00	\$0.00	\$0.00	\$0.00	\$0.00	\$0.00	\$0.00	\$0.00	\$84,000.00
215000 Material impreso e información digital	\$1,380,000.00	\$0.00	\$143,683.40	\$72,500.00	\$98,020.00	\$78,648.00	\$0.00	\$1,925.60	\$45,637.20	\$180.00	\$0.00	\$0.00	\$0.00	\$440,594.20	\$939,405.80
216000 Material de limpieza	\$396,000.00	\$19,904.36	\$20,590.00	\$0.00	\$22,342.00	\$23,490.00	\$294.40	\$22,944.80	\$63,146.99	\$1,640.00	\$0.00	\$0.00	\$0.00	\$174,352.55	\$221,647.45
217000 Materiales y útiles de enseñanza	\$0.00	\$0.00	\$0.00	\$0.00	\$0.00	\$0.00	\$0.00	\$0.00	\$25,520.00	\$0.00	\$0.00	\$0.00	\$0.00	\$25,520.00	-\$25,520.00
218000 Materiales para el registro e identificación	\$216,000.00	\$0.00	\$0.00	\$0.00	\$0.00	\$64,000.00	\$0.00	\$0.00	\$0.00	\$0.00	\$0.00	\$0.00	\$0.00	\$64,000.00	\$152,000.00
220000 Alimentos y utensilios	\$618,000.00	\$1,182.28	\$31,669.99	\$23,571.50	\$33,399.20	\$21,413.90	\$14,812.78	\$9,123.70	\$16,114.30	\$25,757.40	\$0.00	\$0.00	\$0.00	\$177,045.05	\$440,954.95
221000 Productos alimenticios para personas	\$600,000.00	\$1,182.28	\$31,669.99	\$23,571.50	\$33,399.20	\$21,413.90	\$14,812.78	\$9,123.70	\$8,690.30	\$25,757.40	\$0.00	\$0.00	\$0.00	\$169,621.05	\$430,378.95
223000 Utensilios para el servicio de alimentación	\$18,000.00	\$0.00	\$0.00	\$0.00	\$0.00	\$0.00	\$0.00	\$0.00	\$7,424.00	\$0.00	\$0.00	\$0.00	\$0.00	\$7,424.00	\$10,576.00
240000 Materiales y artículos de construcción y	\$6,408,000.00	\$247,433.00	\$239,212.40	\$470,553.06	\$218,933.59	\$1,408,558.86	\$32,067.95	\$226,371.65	\$36,748.49	\$62,269.47	\$0.00	\$0.00	\$0.00	\$2,962,148.47	\$3,445,851.53
241000 Productos minerales no metálicos	\$42,000.00	\$0.00	\$0.00	\$0.00	\$0.00	\$0.00	\$0.00	\$0.00	\$0.00	\$0.00	\$0.00	\$0.00	\$0.00	\$0.00	\$42,000.00
243000 Cal, yeso y productos de yeso	\$42,000.00	\$0.00	\$0.00	\$0.00	\$0.00	\$0.00	\$0.00	\$0.00	\$0.00	\$0.00	\$0.00	\$0.00	\$0.00	\$0.00	\$42,000.00
246000 Material eléctrico y electrónico	\$4,800,000.00	\$247,338.01	\$239,212.40	\$368,503.10	\$205,229.64	\$1,405,250.68	\$5,538.02	\$155,587.40	-\$65,611.99	\$11,738.00	\$0.00	\$0.00	\$0.00	\$2,571,785.26	\$2,228,214.74
247000 Artículos metálicos para la construcción	\$60,000.00	\$0.00	\$0.00	\$0.00	\$0.00	\$0.00	\$0.00	\$1,600.88	\$0.00	\$0.00	\$0.00	\$0.00	\$0.00	\$1,600.88	\$58,399.12
249000 Otros materiales y artículos de	\$1,540,000.00	\$94.99	\$0.00	\$102,049.96	\$13,702.95	\$1,999.16	\$26,529.93	\$69,183.37	\$103,360.48	\$60,671.47	\$0.00	\$0.00	\$0.00	\$378,902.33	\$1,061,097.67
250000 Productos químicos, farmacéuticos y de	\$330,000.00	\$27,517.00	\$70,090.00	\$19,720.00	\$134,096.00	\$26,918.00	\$57,536.00	\$131,719.00	\$0.00	\$60,320.00	\$0.00	\$0.00	\$0.00	\$528,016.96	-\$198,016.96
252000 Fertilizantes, pesticidas y otros	\$0.00	\$0.00	\$0.00	\$11,020.00	\$0.00	\$0.00	\$0.00	\$19,140.00	\$0.00	\$0.00	\$0.00	\$0.00	\$0.00	\$61,480.00	-\$61,480.00
253000 Medicinas y productos farmacéuticos	\$48,000.00	\$15,012.00	\$13,630.00	\$8,700.00	\$0.00	\$0.00	\$0.00	\$1,219.00	\$0.00	\$0.00	\$0.00	\$0.00	\$0.00	\$39,441.00	\$8,559.00





Usr supervisor  
rptAnaliticoPresu

Municipio de Zempoala  
Estado de Hidalgo  
Análisis Mensual de Egresos Pagados por Fuente de Financiamiento al 30/sep./2022

(Cuentas Acumulativas)

Fecha y

05:17 p.m.

(Cifras en pesos y centavos)

Objeto del Gasto	Presupuesto Vigente	Ene	Feb	Mar	Abr	May	Jun	Jul	Ago	Sep	Oct	Nov	Dic	Total	Diferencia (Vigente - Total)
259000 Otros productos químicos	\$234,000.00	\$1,285.00	\$55,680.00	\$0.00	\$102,776.00	\$0.00	\$57,536.00	\$111,360.00	\$0.00	\$60,320.00	\$0.00	\$0.00	\$0.00	\$386,957.00	-\$154,957.00
260000 Combustibles, lubricantes y aditivos	\$4,200,000.00	\$164,555.33	\$107,469.17	\$302,577.96	\$236,732.80	\$62,735.30	\$22,052.40	\$156,436.21	\$0.00	\$228,423.04	\$0.00	\$0.00	\$0.00	\$1,280,982.21	\$2,919,017.79
261000 Combustibles, lubricantes y aditivos	\$4,200,000.00	\$164,555.33	\$107,469.17	\$302,577.96	\$236,732.80	\$62,735.30	\$22,052.40	\$156,436.21	\$0.00	\$228,423.04	\$0.00	\$0.00	\$0.00	\$1,280,982.21	\$2,919,017.79
270000 Vestuario, blancos, prendas de	\$306,000.00	\$3,800.00	\$1,560.00	\$13,920.00	\$2,798.00	\$0.00	\$7,375.01	\$0.00	\$64,227.99	\$4,656.00	\$0.00	\$0.00	\$0.00	\$98,337.00	\$207,663.00
271000 Vestuario y uniformes	\$156,000.00	\$0.00	\$1,560.00	\$13,920.00	\$0.00	\$0.00	\$0.00	\$0.00	\$58,168.00	\$4,176.00	\$0.00	\$0.00	\$0.00	\$77,824.00	\$78,176.00
272000 Prendas de seguridad y protección	\$150,000.00	\$3,800.00	\$0.00	\$0.00	\$2,798.00	\$0.00	\$7,375.01	\$0.00	\$6,059.99	\$480.00	\$0.00	\$0.00	\$0.00	\$20,513.00	\$129,487.00
280000 Materiales y suministros para seguridad	\$72,000.00	\$0.00	\$0.00	\$0.00	\$0.00	\$0.00	\$0.00	\$0.00	\$0.00	\$0.00	\$0.00	\$0.00	\$0.00	\$0.00	\$72,000.00
282000 Materiales de seguridad pública	\$42,000.00	\$0.00	\$0.00	\$0.00	\$0.00	\$0.00	\$0.00	\$0.00	\$0.00	\$0.00	\$0.00	\$0.00	\$0.00	\$0.00	\$42,000.00
283000 Prendas de protección para seguridad	\$30,000.00	\$0.00	\$0.00	\$0.00	\$0.00	\$0.00	\$0.00	\$0.00	\$0.00	\$0.00	\$0.00	\$0.00	\$0.00	\$0.00	\$30,000.00
290000 Herramientas, refacciones y accesorios	\$1,322,400.00	\$36,906.42	\$34,524.42	\$37,236.81	\$26,058.99	\$38,445.40	\$27,378.99	\$55,773.67	\$28,455.51	\$25,614.34	\$0.00	\$0.00	\$0.00	\$310,394.55	\$1,012,005.45
291000 Herramientas menores	\$804,000.00	\$19,716.00	\$31,130.01	\$27,855.21	\$20,368.99	\$6,188.00	\$3,660.99	\$7,257.99	\$410.00	\$2,375.02	\$0.00	\$0.00	\$0.00	\$118,962.21	\$685,037.79
292000 Refacciones y accesorios menores de	\$30,000.00	\$0.00	\$2,690.01	\$0.00	\$400.00	\$0.00	\$380.00	\$0.00	\$19,520.00	\$0.00	\$0.00	\$0.00	\$0.00	\$22,990.01	\$7,009.99
293000 Refacciones y accesorios menores de	\$14,400.00	\$0.00	\$0.00	\$0.00	\$0.00	\$0.00	\$0.00	\$0.00	\$0.00	\$0.00	\$0.00	\$0.00	\$0.00	\$0.00	\$14,400.00
294000 Refacciones y accesorios menores de	\$30,000.00	\$0.00	\$704.40	\$677.40	\$1,620.00	\$2,097.40	\$150.00	\$0.00	\$683.91	\$8,470.20	\$0.00	\$0.00	\$0.00	\$14,403.31	\$15,596.69
295000 Refacciones y accesorios menores de	\$24,000.00	\$0.00	\$0.00	\$0.00	\$0.00	\$0.00	\$0.00	\$0.00	\$0.00	\$0.00	\$0.00	\$0.00	\$0.00	\$0.00	\$24,000.00
296000 Refacciones y accesorios menores de	\$300,000.00	\$17,190.42	\$0.00	\$8,704.20	\$3,670.00	\$30,160.00	\$23,188.00	\$48,515.68	\$7,841.60	\$14,769.12	\$0.00	\$0.00	\$0.00	\$154,039.02	\$145,960.98
297000 Refacciones y accesorios menores de	\$24,000.00	\$0.00	\$0.00	\$0.00	\$0.00	\$0.00	\$0.00	\$0.00	\$0.00	\$0.00	\$0.00	\$0.00	\$0.00	\$0.00	\$24,000.00
298000 Refacciones y accesorios menores de	\$60,000.00	\$0.00	\$0.00	\$0.00	\$0.00	\$0.00	\$0.00	\$0.00	\$0.00	\$0.00	\$0.00	\$0.00	\$0.00	\$0.00	\$60,000.00
299000 Refacciones y accesorios menores otros	\$36,000.00	\$0.00	\$0.00	\$0.00	\$0.00	\$0.00	\$0.00	\$0.00	\$0.00	\$0.00	\$0.00	\$0.00	\$0.00	\$0.00	\$36,000.00
<b>300000 SERVICIOS GENERALES</b>	<b>\$17,590,388.00</b>	<b>\$392,043.54</b>	<b>\$661,065.67</b>	<b>\$692,753.86</b>	<b>\$1,515,773.73</b>	<b>\$2,984,515.17</b>	<b>\$1,350,591.61</b>	<b>\$2,215,856.33</b>	<b>\$963,430.57</b>	<b>\$2,050,899.41</b>	<b>\$0.00</b>	<b>\$0.00</b>	<b>\$0.00</b>	<b>\$12,826,910.09</b>	<b>\$4,763,477.91</b>
310000 Servicios básicos	\$1,670,400.00	\$25,048.36	\$25,200.18	\$24,848.36	\$25,348.34	\$24,980.43	\$400.00	\$400.00	\$0.00	\$74,299.82	\$0.00	\$0.00	\$0.00	\$200,325.49	\$1,470,074.51
311000 Energía eléctrica	\$1,200,000.00	\$0.00	\$0.00	\$0.00	\$0.00	\$0.00	\$0.00	\$0.00	\$0.00	\$0.00	\$0.00	\$0.00	\$0.00	\$0.00	\$1,200,000.00
314000 Telefonía tradicional	\$420,000.00	\$25,048.36	\$24,800.18	\$24,848.36	\$25,048.34	\$24,560.43	\$400.00	\$400.00	\$0.00	\$74,299.82	\$0.00	\$0.00	\$0.00	\$199,225.49	\$220,774.51
315000 Telefonía celular	\$14,400.00	\$0.00	\$400.00	\$0.00	\$300.00	\$400.00	\$0.00	\$0.00	\$0.00	\$0.00	\$0.00	\$0.00	\$0.00	\$1,100.00	\$13,300.00
317000 Servicios de acceso de Internet, redes y	\$30,000.00	\$0.00	\$0.00	\$0.00	\$0.00	\$0.00	\$0.00	\$0.00	\$0.00	\$0.00	\$0.00	\$0.00	\$0.00	\$0.00	\$30,000.00
318000 Servicios postales y telegráficos	\$6,000.00	\$0.00	\$0.00	\$0.00	\$0.00	\$0.00	\$0.00	\$0.00	\$0.00	\$0.00	\$0.00	\$0.00	\$0.00	\$0.00	\$6,000.00
320000 Servicios de arrendamiento	\$624,000.00	\$0.00	\$0.00	\$30,257.60	\$99,625.82	\$0.00	\$0.00	\$1,450.00	\$0.00	\$21,292.22	\$0.00	\$0.00	\$0.00	\$152,625.64	\$471,374.36
321000 Arrendamiento de terrenos	\$60,000.00	\$0.00	\$0.00	\$0.00	\$0.00	\$0.00	\$0.00	\$0.00	\$0.00	\$21,292.22	\$0.00	\$0.00	\$0.00	\$21,292.22	\$38,707.78
322000 Arrendamiento de edificios	\$180,000.00	\$0.00	\$0.00	\$0.00	\$0.00	\$0.00	\$0.00	\$0.00	\$0.00	\$0.00	\$0.00	\$0.00	\$0.00	\$0.00	\$180,000.00
323000 Arrendamiento de mobiliario y equipo de	\$240,000.00	\$0.00	\$0.00	\$30,257.60	\$99,625.82	\$0.00	\$0.00	\$1,450.00	\$0.00	\$0.00	\$0.00	\$0.00	\$0.00	\$131,333.42	\$108,666.58
325000 Arrendamiento de equipo de transporte	\$48,000.00	\$0.00	\$0.00	\$0.00	\$0.00	\$0.00	\$0.00	\$0.00	\$0.00	\$0.00	\$0.00	\$0.00	\$0.00	\$0.00	\$48,000.00
329000 Otros arrendamientos	\$96,000.00	\$0.00	\$0.00	\$0.00	\$0.00	\$0.00	\$0.00	\$0.00	\$0.00	\$0.00	\$0.00	\$0.00	\$0.00	\$0.00	\$96,000.00
330000 Servicios profesionales, científicos,	\$1,866,000.00	\$14,445.28	\$40,235.00	\$92,672.80	\$24,200.00	\$48,836.40	\$51,200.00	\$40,494.84	\$47,400.00	\$8,800.00	\$0.00	\$0.00	\$0.00	\$368,284.32	\$1,497,715.68
331000 Servicios legales, de contabilidad,	\$180,000.00	\$14,445.28	\$34,800.00	\$92,672.80	\$16,600.00	\$11,600.00	\$0.00	\$0.00	\$0.00	\$0.00	\$0.00	\$0.00	\$0.00	\$170,118.08	\$9,881.92
332000 Servicios de diseño, arquitectura,	\$48,000.00	\$0.00	\$0.00	\$0.00	\$0.00	\$0.00	\$0.00	\$0.00	\$0.00	\$0.00	\$0.00	\$0.00	\$0.00	\$0.00	\$48,000.00
333000 Servicios de consultoría administrativa,	\$1,200,000.00	\$0.00	\$5,435.00	\$0.00	\$7,600.00	\$37,236.40	\$51,200.00	\$33,534.84	\$47,400.00	\$8,800.00	\$0.00	\$0.00	\$0.00	\$191,205.24	\$1,008,794.76
334000 Servicios de capacitación	\$300,000.00	\$0.00	\$0.00	\$0.00	\$0.00	\$0.00	\$0.00	\$6,960.00	\$0.00	\$0.00	\$0.00	\$0.00	\$0.00	\$6,960.00	\$293,040.00
336000 Servicios de apoyo administrativo,	\$90,000.00	\$0.00	\$0.00	\$0.00	\$0.00	\$0.00	\$0.00	\$0.00	\$0.00	\$0.00	\$0.00	\$0.00	\$0.00	\$0.00	\$90,000.00
339000 Servicios profesionales, científicos y	\$48,000.00	\$0.00	\$0.00	\$0.00	\$0.00	\$0.00	\$0.00	\$0.00	\$0.00	\$0.00	\$0.00	\$0.00	\$0.00	\$0.00	\$48,000.00
340000 Servicios financieros, bancarios y	\$654,996.00	\$40,228.66	\$25,621.63	\$51,373.62	\$18,363.60	\$2,970.00	\$5,994.84	\$4,136.98	\$39,421.75	\$266,674.07	\$0.00	\$0.00	\$0.00	\$459,692.84	\$195,303.16







Usr: supervisor  
rpt:AnalíticoPresu


Municipio de Zempoala  
Estado de Hidalgo  
Analítico Mensual de Egresos Pagados por Fuente de Financiamiento al 30/sep./2022

Fecha y

05:17 p. m.

(Cuentas Acumulativas)  
(Cifras en pesos y centavos)

Objeto del Gasto	Presupuesto Vigente	Ene	Feb	Mar	Abr	May	Jun	Jul	Ago	Sep	Oct	Nov	Dic	Total	Diferencia (Vigente - Total)
341000 Servicios financieros y bancarios	\$120,000.00	\$40,228.66	\$12,730.63	\$8,174.82	\$0.00	\$7,970.77	\$5,901.94	\$4,136.98	\$32,582.32	\$3,947.86	\$0.00	\$0.00	\$0.00	\$115,673.98	\$4,326.02
344000 Seguros de responsabilidad patrimonial y	\$150,000.00	\$0.00	\$0.00	\$0.00	\$0.00	\$0.00	\$0.00	\$0.00	\$0.00	\$0.00	\$0.00	\$0.00	\$0.00	\$0.00	\$150,000.00
347000 Fletes y maniobras	\$24,996.00	\$0.00	\$0.00	\$0.00	\$0.00	\$0.00	\$0.00	\$0.00	\$0.00	\$0.00	\$0.00	\$0.00	\$0.00	\$0.00	\$24,996.00
349000 Servicios financieros, bancarios y	\$360,000.00	\$0.00	\$12,891.00	\$43,198.80	\$18,363.42	\$0.00	\$0.00	\$0.00	\$6,639.43	\$262,726.21	\$0.00	\$0.00	\$0.00	\$344,018.86	\$15,981.14
350000 Servicios de instalación, reparación,	\$3,167,000.00	\$140,085.36	\$163,201.69	\$327,326.98	\$216,992.82	\$256,993.13	\$145,455.23	\$205,781.25	\$352,322.20	\$267,436.64	\$0.00	\$0.00	\$0.00	\$2,075,595.30	\$1,091,404.70
351000 Conservación y mantenimiento menor de	\$216,000.00	\$78,848.00	\$730.00	\$3,200.00	\$12,149.00	\$3,430.00	\$0.00	\$27,840.00	\$91,360.03	\$0.00	\$0.00	\$0.00	\$0.00	\$217,557.03	-\$1,557.03
352000 Instalación, reparación y mantenimiento	\$90,000.00	\$0.00	\$0.00	\$0.00	\$0.00	\$0.00	\$0.00	\$0.00	\$0.00	\$0.00	\$0.00	\$0.00	\$0.00	\$0.00	\$90,000.00
353000 Instalación, reparación y mantenimiento	\$42,000.00	\$0.00	\$0.00	\$0.00	\$0.00	\$0.00	\$0.00	\$0.00	\$3,306.00	\$0.00	\$0.00	\$0.00	\$0.00	\$3,306.00	\$38,694.00
355000 Reparación y mantenimiento de equipo de	\$815,000.00	\$26,448.00	\$41,251.69	\$107,996.00	\$65,888.00	\$56,724.00	\$35,693.20	\$14,493.04	\$122,310.40	\$7,888.00	\$0.00	\$0.00	\$0.00	\$478,692.33	\$336,307.67
356000 Reparación y mantenimiento de equipo de	\$24,000.00	\$0.00	\$0.00	\$0.00	\$0.00	\$0.00	\$0.00	\$0.00	\$0.00	\$0.00	\$0.00	\$0.00	\$0.00	\$0.00	\$24,000.00
357000 Instalación, reparación y mantenimiento	\$1,020,000.00	\$25,868.00	\$121,220.00	\$10,440.00	\$26,680.00	\$43,138.06	\$109,762.03	\$53,592.00	\$30,972.00	\$138,625.51	\$0.00	\$0.00	\$0.00	\$560,297.62	\$459,702.38
358000 Servicios de limpieza y manejo de	\$900,000.00	\$8,921.36	\$0.00	\$205,690.98	\$112,275.82	\$153,701.05	\$0.00	\$109,856.21	\$104,373.77	\$120,923.13	\$0.00	\$0.00	\$0.00	\$815,742.32	\$84,257.68
359000 Servicios de jardinería y fumigación	\$60,000.00	\$0.00	\$0.00	\$0.00	\$0.00	\$0.00	\$0.00	\$0.00	\$0.00	\$0.00	\$0.00	\$0.00	\$0.00	\$0.00	\$60,000.00
360000 Servicios de comunicación social y	\$469,992.00	\$0.00	\$0.00	\$0.00	\$7,216.00	\$0.00	\$0.00	\$14,121.84	\$14,500.00	\$9,860.00	\$0.00	\$0.00	\$0.00	\$45,697.84	\$424,294.16
361000 Difusión por radio, televisión y otros	\$420,000.00	\$0.00	\$0.00	\$0.00	\$0.00	\$0.00	\$0.00	\$14,121.84	\$14,500.00	\$9,860.00	\$0.00	\$0.00	\$0.00	\$38,481.84	\$381,518.16
362000 Difusión por radio, televisión y otros	\$49,992.00	\$0.00	\$0.00	\$0.00	\$7,216.00	\$0.00	\$0.00	\$0.00	\$0.00	\$0.00	\$0.00	\$0.00	\$0.00	\$7,216.00	\$42,776.00
370000 Servicios de traslado y viáticos	\$210,000.00	\$940.00	\$158,818.59	\$19,484.00	\$2,587.00	\$796.00	\$618.00	\$670.00	\$4,165.00	\$11,099.00	\$0.00	\$0.00	\$0.00	\$199,177.59	\$10,822.41
372000 Pasajes terrestres	\$30,000.00	\$0.00	\$0.00	\$0.00	\$0.00	\$0.00	\$0.00	\$0.00	\$0.00	\$0.00	\$0.00	\$0.00	\$0.00	\$0.00	\$30,000.00
375000 Viáticos en el país	\$180,000.00	\$940.00	\$158,818.59	\$19,484.00	\$2,587.00	\$796.00	\$618.00	\$670.00	\$4,165.00	\$10,899.00	\$0.00	\$0.00	\$0.00	\$198,977.59	-\$18,977.59
376000 Viáticos en el extranjero	\$0.00	\$0.00	\$0.00	\$0.00	\$0.00	\$0.00	\$0.00	\$0.00	\$0.00	\$200.00	\$0.00	\$0.00	\$0.00	\$200.00	-\$200.00
380000 Servicios oficiales	\$8,532,000.00	\$170,984.00	\$245,399.16	\$98,229.12	\$1,114,997.33	\$2,635,418.44	\$1,144,291.80	\$1,946,956.00	\$490,059.20	\$1,375,366.39	\$0.00	\$0.00	\$0.00	\$9,221,701.44	-\$689,701.44
381000 Gastos de ceremonial	\$1,200,000.00	\$0.00	\$0.00	\$0.00	\$0.00	\$0.00	\$0.00	\$0.00	\$0.00	\$0.00	\$0.00	\$0.00	\$0.00	\$0.00	\$1,200,000.00
382000 Gastos de orden social y cultural	\$7,200,000.00	\$170,984.00	\$245,399.16	\$98,229.12	\$1,114,997.33	\$2,635,418.44	\$1,144,291.80	\$1,946,956.00	\$490,059.20	\$1,375,366.39	\$0.00	\$0.00	\$0.00	\$9,221,701.44	-\$2,021,701.44
385000 Gastos de representación	\$132,000.00	\$0.00	\$0.00	\$0.00	\$0.00	\$0.00	\$0.00	\$0.00	\$0.00	\$0.00	\$0.00	\$0.00	\$0.00	\$0.00	\$132,000.00
390000 Otros servicios generales	\$396,000.00	\$311.88	\$2,569.42	\$48,761.38	\$6,443.00	\$9,520.00	\$2,714.84	\$1,845.42	\$15,562.42	\$16,061.27	\$0.00	\$0.00	\$0.00	\$103,809.63	\$292,190.37
392000 Impuestos y derechos	\$300,000.00	\$311.88	\$2,569.42	\$48,761.38	\$6,443.00	\$9,520.00	\$2,714.84	\$1,845.42	\$15,562.42	\$16,061.27	\$0.00	\$0.00	\$0.00	\$103,809.63	\$196,190.37
399000 Otros servicios generales	\$96,000.00	\$0.00	\$0.00	\$0.00	\$0.00	\$0.00	\$0.00	\$0.00	\$0.00	\$0.00	\$0.00	\$0.00	\$0.00	\$0.00	\$96,000.00
400000 TRANSFERENCIAS,	\$15,978,925.38	\$415,484.84	\$2,929,331.20	\$3,373,057.49	\$5,823,073.36	\$6,611,551.19	\$3,144,575.48	\$2,065,189.54	\$3,475,461.54	\$1,936,087.09	\$0.00	\$0.00	\$0.00	\$29,773,811.73	-\$13,794,886.35
410000 Transferencias internas y asignaciones	\$408,000.00	\$0.00	\$0.00	\$0.00	\$0.00	\$0.00	\$0.00	\$0.00	\$0.00	\$0.00	\$0.00	\$0.00	\$0.00	\$0.00	\$408,000.00
412000 Asignaciones presupuestarias al Poder	\$408,000.00	\$0.00	\$0.00	\$0.00	\$0.00	\$0.00	\$0.00	\$0.00	\$0.00	\$0.00	\$0.00	\$0.00	\$0.00	\$0.00	\$408,000.00
440000 Ayudas sociales	\$15,570,925.38	\$415,484.84	\$2,929,331.20	\$3,373,057.49	\$5,823,073.36	\$6,611,551.19	\$3,144,575.48	\$2,065,189.54	\$3,475,461.54	\$1,936,087.09	\$0.00	\$0.00	\$0.00	\$29,773,811.73	-\$14,202,886.35
441000 Ayudas sociales a personas	\$13,110,925.38	\$296,565.50	\$2,817,074.88	\$3,266,224.69	\$5,614,101.04	\$6,413,071.79	\$3,125,303.48	\$1,993,173.82	\$3,334,909.54	\$1,777,099.90	\$0.00	\$0.00	\$0.00	\$28,637,524.64	-\$15,526,599.26
442000 Becas y otras ayudas para programas de	\$360,000.00	\$0.00	\$0.00	\$0.00	\$0.00	\$0.00	\$0.00	\$0.00	\$0.00	\$0.00	\$0.00	\$0.00	\$0.00	\$0.00	\$360,000.00
443000 Ayudas sociales a instituciones de	\$600,000.00	\$0.00	\$0.00	\$62,582.00	\$141,725.00	\$157,585.00	\$17,548.00	\$57,585.32	\$86,800.60	\$143,877.19	\$0.00	\$0.00	\$0.00	\$697,703.11	-\$67,703.11
444000 Ayudas sociales a actividades científicas o	\$360,000.00	\$0.00	\$0.00	\$0.00	\$0.00	\$0.00	\$0.00	\$0.00	\$7,250.00	\$11,750.00	\$0.00	\$0.00	\$0.00	\$19,000.00	\$341,000.00
445000 Ayudas sociales a instituciones sin fines	\$840,000.00	\$118,919.34	\$112,256.32	\$44,250.80	\$67,247.32	\$40,894.40	\$1,724.00	\$14,430.40	\$46,501.40	\$3,360.00	\$0.00	\$0.00	\$0.00	\$449,583.98	\$390,416.02
446000 Ayudas por desastres naturales y otros	\$300,000.00	\$0.00	\$0.00	\$0.00	\$0.00	\$0.00	\$0.00	\$0.00	\$0.00	\$0.00	\$0.00	\$0.00	\$0.00	\$0.00	\$300,000.00
500000 BIENES MUEBLES, INMUEBLES E	\$726,792.00	\$37,286.00	\$0.00	\$45,222.06	\$506,360.00	\$0.00	\$0.00	\$71,305.20	\$1,216,920.04	\$6,728.00	\$0.00	\$0.00	\$0.00	\$1,883,791.30	-\$1,156,999.30
510000 Mobiliario y equipo de administración	\$196,800.00	\$22,680.00	\$0.00	\$0.00	\$0.00	\$0.00	\$0.00	\$0.00	\$319,694.84	\$0.00	\$0.00	\$0.00	\$0.00	\$342,314.84	-\$145,514.84
511000 Muebles de oficina y estantería	\$100,800.00	\$0.00	\$0.00	\$0.00	\$0.00	\$0.00	\$0.00	\$0.00	\$112,404.00	\$0.00	\$0.00	\$0.00	\$0.00	\$112,404.00	-\$11,604.00





Utr: supervisor  
rpt:AnaliticoPresu

Municipio de Zempoala  
Estado de Hidalgo  
Analítico Mensual de Egresos Pagados por Fuente de Financiamiento al 30/sep./2022

(Cuentas Acumulativas)

Fecha y

05:17 p. m.

(Cifras en pesos y centavos)

Objeto del Gasto	Presupuesto Vigente	Ene	Feb	Mar	Abr	May	Jun	Jul	Ago	Sep	Oct	Nov	Dic	Total	Diferencia (Vigente - Total)
512000 Muebles, excepto de oficina y estantería	\$48,000.00	\$0.00	\$0.00	\$0.00	\$0.00	\$0.00	\$0.00	\$0.00	\$0.00	\$0.00	\$0.00	\$0.00	\$0.00	\$0.00	\$48,000.00
515000 Equipo de cómputo y de tecnología de la	\$48,000.00	\$22,620.00	\$0.00	\$0.00	\$0.00	\$0.00	\$0.00	\$0.00	\$207,290.84	\$0.00	\$0.00	\$0.00	\$0.00	\$229,910.84	-\$181,910.84
520000 Mobiliario y equipo educacional y	\$49,992.00	\$0.00	\$0.00	\$0.00	\$0.00	\$0.00	\$0.00	\$71,305.20	\$346,805.20	\$0.00	\$0.00	\$0.00	\$0.00	\$418,110.40	-\$368,118.40
521000 Equipos y aparatos audiovisuales	\$0.00	\$0.00	\$0.00	\$0.00	\$0.00	\$0.00	\$0.00	\$71,305.20	\$41,760.00	\$0.00	\$0.00	\$0.00	\$0.00	\$113,065.20	-\$113,065.20
523000 Cámaras fotográficas y de video	\$49,992.00	\$0.00	\$0.00	\$0.00	\$0.00	\$0.00	\$0.00	\$0.00	\$0.00	\$0.00	\$0.00	\$0.00	\$0.00	\$0.00	\$49,992.00
529000 Otro mobiliario y equipo educacional y	\$0.00	\$0.00	\$0.00	\$0.00	\$0.00	\$0.00	\$0.00	\$0.00	\$305,045.20	\$0.00	\$0.00	\$0.00	\$0.00	\$305,045.20	-\$305,045.20
530000 Equipo e instrumental médico y de	\$120,000.00	\$0.00	\$0.00	\$0.00	\$0.00	\$0.00	\$0.00	\$0.00	\$0.00	\$0.00	\$0.00	\$0.00	\$0.00	\$0.00	\$120,000.00
531000 Equipo médico y de laboratorio	\$120,000.00	\$0.00	\$0.00	\$0.00	\$0.00	\$0.00	\$0.00	\$0.00	\$0.00	\$0.00	\$0.00	\$0.00	\$0.00	\$0.00	\$120,000.00
540000 Vehículos y equipo de transporte	\$0.00	\$0.00	\$0.00	\$0.00	\$0.00	\$0.00	\$0.00	\$0.00	\$524,320.00	\$0.00	\$0.00	\$0.00	\$0.00	\$524,320.00	-\$524,320.00
541000 Vehículos y equipo terrestre	\$0.00	\$0.00	\$0.00	\$0.00	\$0.00	\$0.00	\$0.00	\$0.00	\$524,320.00	\$0.00	\$0.00	\$0.00	\$0.00	\$524,320.00	-\$524,320.00
560000 Maquinaria, otros equipos y	\$360,000.00	\$14,616.00	\$0.00	\$45,222.06	\$6,380.00	\$0.00	\$0.00	\$0.00	\$26,100.00	\$6,728.00	\$0.00	\$0.00	\$0.00	\$99,046.06	\$260,953.94
566000 Equipos de generación eléctrica, aparatos	\$0.00	\$0.00	\$0.00	\$0.00	\$0.00	\$0.00	\$0.00	\$0.00	\$26,100.00	\$0.00	\$0.00	\$0.00	\$0.00	\$26,100.00	-\$26,100.00
567000 Herramientas y máquinas-herramienta	\$240,000.00	\$14,616.00	\$0.00	\$0.00	\$6,380.00	\$0.00	\$0.00	\$0.00	\$0.00	\$0.00	\$0.00	\$0.00	\$0.00	\$20,996.00	\$219,004.00
569000 Otros equipos	\$120,000.00	\$0.00	\$0.00	\$45,222.06	\$0.00	\$0.00	\$0.00	\$0.00	\$0.00	\$6,728.00	\$0.00	\$0.00	\$0.00	\$51,950.06	\$68,049.94
580000 Bienes inmuebles	\$0.00	\$0.00	\$0.00	\$0.00	\$500,000.00	\$0.00	\$0.00	\$0.00	\$0.00	\$0.00	\$0.00	\$0.00	\$0.00	\$500,000.00	-\$500,000.00
581000 Terrenos	\$0.00	\$0.00	\$0.00	\$0.00	\$500,000.00	\$0.00	\$0.00	\$0.00	\$0.00	\$0.00	\$0.00	\$0.00	\$0.00	\$500,000.00	-\$500,000.00
600000 INVERSION PUBLICA	\$4,320,000.00	\$0.00	\$0.00	\$1,711,782.76	\$935,359.25	\$0.00	\$2,052,263.08	\$1,779,484.56	\$194,351.81	\$0.00	\$0.00	\$0.00	\$0.00	\$6,673,241.46	-\$2,353,241.46
610000 Obra pública en bienes de dominio	\$4,320,000.00	\$0.00	\$0.00	\$1,711,782.76	\$935,359.25	\$0.00	\$2,052,263.08	\$1,779,484.56	\$0.00	\$0.00	\$0.00	\$0.00	\$0.00	\$6,478,689.65	-\$2,158,689.65
612000 Edificación no habitacional	\$1,440,000.00	\$0.00	\$0.00	\$0.00	\$0.00	\$0.00	\$0.00	\$0.00	\$0.00	\$0.00	\$0.00	\$0.00	\$0.00	\$0.00	\$1,440,000.00
613000 Construcción de obras para el	\$1,440,000.00	\$0.00	\$0.00	\$0.00	\$935,359.25	\$0.00	\$801,939.68	\$0.00	\$0.00	\$0.00	\$0.00	\$0.00	\$0.00	\$1,737,298.93	-\$297,298.93
614000 División de terrenos y construcción de	\$1,440,000.00	\$0.00	\$0.00	\$1,711,782.76	\$0.00	\$0.00	\$1,250,323.40	\$1,779,484.56	\$0.00	\$0.00	\$0.00	\$0.00	\$0.00	\$4,741,590.72	-\$3,301,590.72
620000 Obra pública en bienes propios	\$0.00	\$0.00	\$0.00	\$0.00	\$0.00	\$0.00	\$0.00	\$0.00	\$194,351.81	\$0.00	\$0.00	\$0.00	\$0.00	\$194,351.81	-\$194,351.81
629000 Trabajos de acabados en edificaciones y	\$0.00	\$0.00	\$0.00	\$0.00	\$0.00	\$0.00	\$0.00	\$0.00	\$194,351.81	\$0.00	\$0.00	\$0.00	\$0.00	\$194,351.81	-\$194,351.81
800000 PARTICIPACIONES Y	\$1,860,000.00	\$0.00	\$0.00	\$0.00	\$2,126,488.55	\$0.00	\$0.00	\$0.00	\$0.00	\$0.00	\$0.00	\$0.00	\$0.00	\$2,126,488.55	-\$266,488.55
810000 Participaciones	\$240,000.00	\$0.00	\$0.00	\$0.00	\$0.00	\$0.00	\$0.00	\$0.00	\$0.00	\$0.00	\$0.00	\$0.00	\$0.00	\$0.00	\$240,000.00
816000 Convenios de colaboración administrativa	\$240,000.00	\$0.00	\$0.00	\$0.00	\$0.00	\$0.00	\$0.00	\$0.00	\$0.00	\$0.00	\$0.00	\$0.00	\$0.00	\$0.00	\$240,000.00
850000 Convenios	\$1,620,000.00	\$0.00	\$0.00	\$0.00	\$2,126,488.55	\$0.00	\$0.00	\$0.00	\$0.00	\$0.00	\$0.00	\$0.00	\$0.00	\$2,126,488.55	-\$506,488.55
851000 Convenios de reasignación	\$1,200,000.00	\$0.00	\$0.00	\$0.00	\$2,126,488.55	\$0.00	\$0.00	\$0.00	\$0.00	\$0.00	\$0.00	\$0.00	\$0.00	\$2,126,488.55	-\$926,488.55
853000 Otros Convenios	\$420,000.00	\$0.00	\$0.00	\$0.00	\$0.00	\$0.00	\$0.00	\$0.00	\$0.00	\$0.00	\$0.00	\$0.00	\$0.00	\$0.00	\$420,000.00
900000 DEUDA PUBLICA	\$500,000.00	\$0.00	\$0.00	\$0.00	\$0.00	\$0.00	\$0.00	\$0.00	\$0.00	\$0.00	\$0.00	\$0.00	\$0.00	\$0.00	\$500,000.00
990000 Aduenos de ejercicios fiscales	\$500,000.00	\$0.00	\$0.00	\$0.00	\$0.00	\$0.00	\$0.00	\$0.00	\$0.00	\$0.00	\$0.00	\$0.00	\$0.00	\$0.00	\$500,000.00
991000 ADEFAS	\$500,000.00	\$0.00	\$0.00	\$0.00	\$0.00	\$0.00	\$0.00	\$0.00	\$0.00	\$0.00	\$0.00	\$0.00	\$0.00	\$0.00	\$500,000.00
Recursos propios	\$58,554,737.38	\$1,348,545.77	\$4,244,101.89	\$6,763,004.48	\$11,879,719.23	\$11,320,276.78	\$6,736,255.43	\$6,755,580.26	\$6,178,420.62	\$4,478,843.31	\$0.00	\$0.00	\$0.00	\$59,704,747.77	-\$1,150,010.39

10003 Fondo para la Estabilización de los Ingresos de las Entidades Federativas

600000 INVERSION PUBLICA	\$200,000.00	\$0.00	\$0.00	\$0.00	\$0.00	\$0.00	\$0.00	\$0.00	\$0.00	\$0.00	\$0.00	\$0.00	\$0.00	\$0.00	\$200,000.00
620000 Obra pública en bienes propios	\$200,000.00	\$0.00	\$0.00	\$0.00	\$0.00	\$0.00	\$0.00	\$0.00	\$0.00	\$0.00	\$0.00	\$0.00	\$0.00	\$0.00	\$200,000.00
622000 Edificación no habitacional	\$200,000.00	\$0.00	\$0.00	\$0.00	\$0.00	\$0.00	\$0.00	\$0.00	\$0.00	\$0.00	\$0.00	\$0.00	\$0.00	\$0.00	\$200,000.00
Fondo para la Estabilización de los	\$200,000.00	\$0.00	\$0.00	\$0.00	\$0.00	\$0.00	\$0.00	\$0.00	\$0.00	\$0.00	\$0.00	\$0.00	\$0.00	\$0.00	\$200,000.00







Usr: supervisor  
rptAnaliticoPresu

Municipio de Zempoala  
Estado de Hidalgo  
Análítico Mensual de Egresos Pagados por Fuente de Financiamiento al 30/sep./2022

(Cuentas Acumulativas)

Fecha y

05:17 p. m.

(Cifras en pesos y centavos)

Objeto del Gasto	Presupuesto Vigente	Ene	Feb	Mar	Abr	May	Jun	Jul	Ago	Sep	Oct	Nov	Dic	Total	Diferencia (Vigente - Total)
<b>10004 Fondo de fiscalización y recaudación</b>															
200000 MATERIALES Y SUMINISTROS	\$648,000.00	\$0.00	\$141,475.92	\$34,800.00	\$92,800.00	\$213,842.52	\$0.00	\$188,044.12	\$199,485.20	\$91,542.56	\$0.00	\$0.00	\$0.00	\$961,990.32	-\$313,990.32
210000 Materiales de administración, emisión	\$648,000.00	\$0.00	\$137,821.92	\$34,800.00	\$92,800.00	\$213,842.52	\$0.00	\$188,044.12	\$199,485.20	\$91,542.56	\$0.00	\$0.00	\$0.00	\$958,336.32	-\$310,336.32
211000 Materiales, útiles y equipos menores de	\$144,000.00	\$0.00	\$0.00	\$34,800.00	\$0.00	\$99,284.40	\$0.00	\$71,920.00	\$0.00	\$34,127.20	\$0.00	\$0.00	\$0.00	\$240,131.60	-\$99,131.60
212000 Materiales y útiles de impresión y	\$180,000.00	\$0.00	\$0.00	\$0.00	\$0.00	\$68,158.12	\$0.00	\$58,124.12	\$0.00	\$57,415.36	\$0.00	\$0.00	\$0.00	\$183,697.60	-\$3,697.60
214000 Materiales, útiles y equipos menores de	\$24,000.00	\$0.00	\$7,321.92	\$0.00	\$0.00	\$0.00	\$0.00	\$0.00	\$0.00	\$0.00	\$0.00	\$0.00	\$0.00	\$7,321.92	\$16,678.08
215000 Material impreso e información digital	\$300,000.00	\$0.00	\$130,500.00	\$0.00	\$92,800.00	\$46,400.00	\$0.00	\$58,000.00	\$199,485.20	\$0.00	\$0.00	\$0.00	\$0.00	\$527,185.20	-\$227,185.20
240000 Materiales y artículos de construcción y	\$0.00	\$0.00	\$3,654.00	\$0.00	\$0.00	\$0.00	\$0.00	\$0.00	\$0.00	\$0.00	\$0.00	\$0.00	\$0.00	\$3,654.00	-\$3,654.00
246000 Material eléctrico y electrónico	\$0.00	\$0.00	\$3,654.00	\$0.00	\$0.00	\$0.00	\$0.00	\$0.00	\$0.00	\$0.00	\$0.00	\$0.00	\$0.00	\$3,654.00	-\$3,654.00
300000 SERVICIOS GENERALES	\$420,000.00	\$35,596.72	\$39,329.11	\$0.00	\$4,799.21	\$48,660.63	\$88,391.32	\$40,414.64	\$45,561.65	\$0.00	\$0.00	\$0.00	\$0.00	\$302,753.28	\$117,246.72
320000 Servicios de arrendamiento	\$240,000.00	\$35,596.72	\$39,329.11	\$0.00	\$4,799.21	\$48,660.63	\$88,391.32	\$40,414.64	\$45,561.65	\$0.00	\$0.00	\$0.00	\$0.00	\$302,753.28	-\$62,753.28
323000 Arrendamiento de mobiliario y equipo de	\$240,000.00	\$35,596.72	\$39,329.11	\$0.00	\$4,799.21	\$48,660.63	\$88,391.32	\$40,414.64	\$45,561.65	\$0.00	\$0.00	\$0.00	\$0.00	\$302,753.28	-\$62,753.28
330000 Servicios profesionales, científicos,	\$180,000.00	\$0.00	\$0.00	\$0.00	\$0.00	\$0.00	\$0.00	\$0.00	\$0.00	\$0.00	\$0.00	\$0.00	\$0.00	\$0.00	\$180,000.00
333000 Servicios de consultoría administrativa,	\$60,000.00	\$0.00	\$0.00	\$0.00	\$0.00	\$0.00	\$0.00	\$0.00	\$0.00	\$0.00	\$0.00	\$0.00	\$0.00	\$0.00	\$60,000.00
336000 Servicios de apoyo administrativo,	\$120,000.00	\$0.00	\$0.00	\$0.00	\$0.00	\$0.00	\$0.00	\$0.00	\$0.00	\$0.00	\$0.00	\$0.00	\$0.00	\$0.00	\$120,000.00
500000 BIENES MUEBLES, INMUEBLES E	\$371,781.00	\$0.00	\$0.00	\$0.00	\$0.00	\$0.00	\$82,640.00	\$0.00	\$0.00	\$21,460.00	\$0.00	\$0.00	\$0.00	\$84,100.00	\$287,681.00
510000 Mobiliario y equipo de administración	\$371,781.00	\$0.00	\$0.00	\$0.00	\$0.00	\$0.00	\$82,640.00	\$0.00	\$0.00	\$21,460.00	\$0.00	\$0.00	\$0.00	\$84,100.00	\$287,681.00
511000 Muebles de oficina y estantería	\$185,890.00	\$0.00	\$0.00	\$0.00	\$0.00	\$0.00	\$0.00	\$0.00	\$0.00	\$0.00	\$0.00	\$0.00	\$0.00	\$0.00	\$185,890.00
515000 Equipo de cómputo y de tecnología de la	\$185,891.00	\$0.00	\$0.00	\$0.00	\$0.00	\$0.00	\$82,640.00	\$0.00	\$0.00	\$21,460.00	\$0.00	\$0.00	\$0.00	\$84,100.00	\$101,791.00
<b>Fondo de fiscalización y</b>	<b>\$1,439,781.00</b>	<b>\$35,596.72</b>	<b>\$180,805.03</b>	<b>\$34,800.00</b>	<b>\$97,599.21</b>	<b>\$262,503.15</b>	<b>\$151,031.32</b>	<b>\$228,458.76</b>	<b>\$245,046.85</b>	<b>\$113,002.56</b>	<b>\$0.00</b>	<b>\$0.00</b>	<b>\$0.00</b>	<b>\$1,348,843.60</b>	<b>\$90,937.40</b>
<b>10005 Fondo General de Participaciones</b>															
100000 SERVICIOS PERSONALES	\$33,916,827.00	\$2,412,853.00	\$2,534,480.00	\$2,463,343.00	\$2,879,522.00	\$2,488,267.00	\$2,530,540.00	\$2,535,710.00	\$2,451,713.00	\$2,504,388.00	\$0.00	\$0.00	\$0.00	\$22,800,816.00	\$11,116,011.00
110000 Remuneraciones al personal de carácter	\$27,556,872.00	\$2,251,111.00	\$2,271,328.00	\$2,292,417.00	\$2,322,728.00	\$2,316,478.00	\$2,270,383.00	\$2,233,326.00	\$2,234,093.00	\$2,227,124.00	\$0.00	\$0.00	\$0.00	\$20,418,988.00	\$7,137,884.00
113000 Sueldos base al personal permanente	\$27,556,872.00	\$2,251,111.00	\$2,271,328.00	\$2,292,417.00	\$2,322,728.00	\$2,316,478.00	\$2,270,383.00	\$2,233,326.00	\$2,234,093.00	\$2,227,124.00	\$0.00	\$0.00	\$0.00	\$20,418,988.00	\$7,137,884.00
130000 Remuneraciones adicionales y	\$5,463,951.40	\$0.00	\$0.00	\$7,774.00	\$392,338.00	\$7,333.00	\$15,371.00	\$41,077.00	\$46,334.00	\$2,478.00	\$0.00	\$0.00	\$0.00	\$512,705.00	\$4,951,246.40
132000 Primas de vacaciones, dominical y	\$5,129,311.00	\$0.00	\$0.00	\$7,774.00	\$392,338.00	\$7,333.00	\$15,371.00	\$41,077.00	\$46,334.00	\$2,478.00	\$0.00	\$0.00	\$0.00	\$512,705.00	\$4,616,606.00
133000 Horas extraordinarias	\$204,642.00	\$0.00	\$0.00	\$0.00	\$0.00	\$0.00	\$0.00	\$0.00	\$0.00	\$0.00	\$0.00	\$0.00	\$0.00	\$0.00	\$204,642.00
134000 Compensaciones	\$79,999.20	\$0.00	\$0.00	\$0.00	\$0.00	\$0.00	\$0.00	\$0.00	\$0.00	\$0.00	\$0.00	\$0.00	\$0.00	\$0.00	\$79,999.20
137000 Honorarios especiales	\$49,999.20	\$0.00	\$0.00	\$0.00	\$0.00	\$0.00	\$0.00	\$0.00	\$0.00	\$0.00	\$0.00	\$0.00	\$0.00	\$0.00	\$49,999.20
150000 Otras prestaciones sociales y	\$716,003.60	\$161,742.00	\$263,152.00	\$163,152.00	\$164,456.00	\$164,456.00	\$244,786.00	\$261,307.00	\$171,286.00	\$274,786.00	\$0.00	\$0.00	\$0.00	\$1,869,123.00	-\$1,153,119.40
152000 Indemnizaciones	\$120,000.00	\$0.00	\$0.00	\$0.00	\$0.00	\$0.00	\$0.00	\$66,521.00	\$0.00	\$0.00	\$0.00	\$0.00	\$0.00	\$66,521.00	\$53,479.00
154000 Prestaciones contractuales	\$396,000.00	\$161,742.00	\$163,152.00	\$163,152.00	\$164,456.00	\$164,456.00	\$164,786.00	\$164,786.00	\$164,786.00	\$164,786.00	\$0.00	\$0.00	\$0.00	\$1,476,102.00	-\$1,080,102.00
155000 Apoyos a la capacitación de los servidores	\$150,000.00	\$0.00	\$0.00	\$0.00	\$0.00	\$0.00	\$0.00	\$0.00	\$0.00	\$0.00	\$0.00	\$0.00	\$0.00	\$0.00	\$150,000.00
159000 Otras prestaciones sociales y económicas	\$60,003.60	\$0.00	\$100,000.00	\$0.00	\$0.00	\$0.00	\$80,000.00	\$30,000.00	\$6,500.00	\$110,000.00	\$0.00	\$0.00	\$0.00	\$326,500.00	-\$276,496.40
160000 Previsiones	\$180,000.00	\$0.00	\$0.00	\$0.00	\$0.00	\$0.00	\$0.00	\$0.00	\$0.00	\$0.00	\$0.00	\$0.00	\$0.00	\$0.00	\$180,000.00
200000 MATERIALES Y SUMINISTROS	\$0.00	\$0.00	\$0.00	\$0.00	\$0.00	\$386,934.27	\$199,958.79	\$0.00	\$182,256.63	\$141,937.60	\$0.00	\$0.00	\$0.00	\$911,087.29	-\$911,087.29





Usr: supervisor  
rptAnalíticoPresu

Municipio de Zempoala  
Estado de Hidalgo  
Analítico Mensual de Egresos Pagados por Fuente de Financiamiento al 30/sep./2022

(Cuentas Acumulativas)

Fecha y

05:17 p. m.

(Cifras en pesos y centavos)

Objeto del Gasto	Presupuesto Vigente	Ene	Feb	Mar	Abr	May	Jun	Jul	Ago	Sep	Oct	Nov	Dic	Total	Diferencia (Vigente - Total)
210000 Materiales de administración, emisión	\$0.00	\$0.00	\$0.00	\$0.00	\$0.00	\$0.00	\$0.00	\$0.00	\$0.00	\$101,337.60	\$0.00	\$0.00	\$0.00	\$101,337.60	-\$101,337.60
211000 Materiales, útiles y equipos menores de	\$0.00	\$0.00	\$0.00	\$0.00	\$0.00	\$0.00	\$0.00	\$0.00	\$0.00	\$65,507.52	\$0.00	\$0.00	\$0.00	\$65,507.52	-\$65,507.52
212000 Materiales y útiles de impresión y	\$0.00	\$0.00	\$0.00	\$0.00	\$0.00	\$0.00	\$0.00	\$0.00	\$0.00	\$35,830.08	\$0.00	\$0.00	\$0.00	\$35,830.08	-\$35,830.08
250000 Productos químicos, farmacéuticos y de	\$0.00	\$0.00	\$0.00	\$0.00	\$0.00	\$0.00	\$57,536.00	\$0.00	\$0.00	\$40,600.00	\$0.00	\$0.00	\$0.00	\$98,136.00	-\$98,136.00
259000 Otros productos químicos	\$0.00	\$0.00	\$0.00	\$0.00	\$0.00	\$0.00	\$57,536.00	\$0.00	\$0.00	\$40,600.00	\$0.00	\$0.00	\$0.00	\$98,136.00	-\$98,136.00
260000 Combustibles, lubricantes y aditivos	\$0.00	\$0.00	\$0.00	\$0.00	\$0.00	\$366,934.27	\$142,422.79	\$0.00	\$182,256.63	\$0.00	\$0.00	\$0.00	\$0.00	\$711,613.69	-\$711,613.69
261000 Combustibles, lubricantes y aditivos	\$0.00	\$0.00	\$0.00	\$0.00	\$0.00	\$366,934.27	\$142,422.79	\$0.00	\$182,256.63	\$0.00	\$0.00	\$0.00	\$0.00	\$711,613.69	-\$711,613.69
<b>300000 SERVICIOS GENERALES</b>	<b>\$4,041,784.04</b>	<b>\$0.00</b>	<b>\$67,533.06</b>	<b>\$68,139.60</b>	<b>\$68,852.01</b>	<b>\$73,691.31</b>	<b>\$176,496.94</b>	<b>\$153,712.59</b>	<b>\$375,947.71</b>	<b>\$1,078,958.76</b>	<b>\$0.00</b>	<b>\$0.00</b>	<b>\$0.00</b>	<b>\$2,063,331.98</b>	<b>\$1,978,452.06</b>
310000 Servicios básicos	\$3,225,784.04	\$0.00	\$0.00	\$0.00	\$0.00	\$0.00	\$0.00	\$0.00	\$0.00	\$0.00	\$0.00	\$0.00	\$0.00	\$0.00	\$3,225,784.04
311000 Energía eléctrica	\$3,225,784.04	\$0.00	\$0.00	\$0.00	\$0.00	\$0.00	\$0.00	\$0.00	\$0.00	\$0.00	\$0.00	\$0.00	\$0.00	\$0.00	\$3,225,784.04
320000 Servicios de arrendamiento	\$0.00	\$0.00	\$0.00	\$0.00	\$0.00	\$0.00	\$0.00	\$0.00	\$0.00	\$48,663.08	\$0.00	\$0.00	\$0.00	\$48,663.08	-\$48,663.08
323000 Arrendamiento de mobiliario y equipo de	\$0.00	\$0.00	\$0.00	\$0.00	\$0.00	\$0.00	\$0.00	\$0.00	\$0.00	\$48,663.08	\$0.00	\$0.00	\$0.00	\$48,663.08	-\$48,663.08
340000 Servicios financieros, bancarios y	\$0.00	\$0.00	\$0.00	\$0.00	\$0.00	\$0.00	\$0.00	\$0.00	\$116,707.33	\$0.00	\$0.00	\$0.00	\$0.00	\$116,707.33	-\$116,707.33
349000 Servicios financieros, bancarios y	\$0.00	\$0.00	\$0.00	\$0.00	\$0.00	\$0.00	\$0.00	\$0.00	\$116,707.33	\$0.00	\$0.00	\$0.00	\$0.00	\$116,707.33	-\$116,707.33
350000 Servicios de instalación, reparación,	\$0.00	\$0.00	\$0.00	\$0.00	\$0.00	\$0.00	\$106,910.14	\$0.00	\$0.00	\$0.00	\$0.00	\$0.00	\$0.00	\$106,910.14	-\$106,910.14
358000 Servicios de limpieza y manejo de	\$0.00	\$0.00	\$0.00	\$0.00	\$0.00	\$0.00	\$106,910.14	\$0.00	\$0.00	\$0.00	\$0.00	\$0.00	\$0.00	\$106,910.14	-\$106,910.14
360000 Servicios de comunicación social y	\$0.00	\$0.00	\$0.00	\$0.00	\$0.00	\$0.00	\$0.00	\$0.00	\$80,825.00	\$0.00	\$0.00	\$0.00	\$0.00	\$80,825.00	-\$80,825.00
361000 Difusión por radio, televisión y otros	\$0.00	\$0.00	\$0.00	\$0.00	\$0.00	\$0.00	\$0.00	\$0.00	\$80,825.00	\$0.00	\$0.00	\$0.00	\$0.00	\$80,825.00	-\$80,825.00
380000 Servicios oficiales	\$0.00	\$0.00	\$0.00	\$0.00	\$0.00	\$0.00	\$0.00	\$85,399.20	\$191,518.32	\$881,658.68	\$0.00	\$0.00	\$0.00	\$1,158,576.20	-\$1,158,576.20
381000 Gastos de ceremonial	\$0.00	\$0.00	\$0.00	\$0.00	\$0.00	\$0.00	\$0.00	\$0.00	\$191,518.32	\$29,000.00	\$0.00	\$0.00	\$0.00	\$220,518.32	-\$220,518.32
382000 Gastos de orden social y cultural	\$0.00	\$0.00	\$0.00	\$0.00	\$0.00	\$0.00	\$0.00	\$85,399.20	\$0.00	\$852,658.68	\$0.00	\$0.00	\$0.00	\$938,057.88	-\$938,057.88
390000 Otros servicios generales	\$816,000.00	\$0.00	\$67,533.06	\$68,139.60	\$68,852.01	\$73,691.31	\$69,566.80	\$68,313.39	\$67,722.06	\$67,812.00	\$0.00	\$0.00	\$0.00	\$551,650.23	\$264,349.77
398000 Impuesto sobre nóminas y otros que se	\$816,000.00	\$0.00	\$67,533.06	\$68,139.60	\$68,852.01	\$73,691.31	\$69,566.80	\$68,313.39	\$67,722.06	\$67,812.00	\$0.00	\$0.00	\$0.00	\$551,650.23	\$264,349.77
<b>400000 TRANSFERENCIAS,</b>	<b>\$0.00</b>	<b>\$0.00</b>	<b>\$0.00</b>	<b>\$0.00</b>	<b>\$0.00</b>	<b>\$143,296.90</b>	<b>\$89,458.80</b>	<b>\$99,308.50</b>	<b>\$159,973.70</b>	<b>\$0.00</b>	<b>\$0.00</b>	<b>\$0.00</b>	<b>\$0.00</b>	<b>\$492,037.90</b>	<b>-\$492,037.90</b>
440000 Ayudas sociales	\$0.00	\$0.00	\$0.00	\$0.00	\$0.00	\$143,296.90	\$89,458.80	\$99,308.50	\$159,973.70	\$0.00	\$0.00	\$0.00	\$0.00	\$492,037.90	-\$492,037.90
441000 Ayudas sociales a personas	\$0.00	\$0.00	\$0.00	\$0.00	\$0.00	\$143,296.90	\$89,458.80	\$99,308.50	\$148,731.50	\$0.00	\$0.00	\$0.00	\$0.00	\$480,795.70	-\$480,795.70
445000 Ayudas sociales a instituciones sin fines	\$0.00	\$0.00	\$0.00	\$0.00	\$0.00	\$0.00	\$0.00	\$0.00	\$11,242.20	\$0.00	\$0.00	\$0.00	\$0.00	\$11,242.20	-\$11,242.20
<b>500000 BIENES MUEBLES, INMUEBLES E</b>	<b>\$420,796.96</b>	<b>\$0.00</b>	<b>\$0.00</b>	<b>\$935,800.00</b>	<b>\$145,000.00</b>	<b>\$0.00</b>	<b>\$247,024.24</b>	<b>\$1,000,000.00</b>	<b>\$0.00</b>	<b>\$585,000.00</b>	<b>\$0.00</b>	<b>\$0.00</b>	<b>\$0.00</b>	<b>\$2,912,824.24</b>	<b>-\$2,492,027.28</b>
510000 Mobiliario y equipo de administración	\$420,796.96	\$0.00	\$0.00	\$0.00	\$0.00	\$0.00	\$0.00	\$0.00	\$0.00	\$0.00	\$0.00	\$0.00	\$0.00	\$0.00	\$420,796.96
511000 Muebles de oficina y estantería	\$420,796.96	\$0.00	\$0.00	\$0.00	\$0.00	\$0.00	\$0.00	\$0.00	\$0.00	\$0.00	\$0.00	\$0.00	\$0.00	\$0.00	\$420,796.96
540000 Vehículos y equipo de transporte	\$0.00	\$0.00	\$0.00	\$935,800.00	\$145,000.00	\$0.00	\$173,000.00	\$0.00	\$0.00	\$585,000.00	\$0.00	\$0.00	\$0.00	\$1,838,800.00	-\$1,838,800.00
541000 Vehículos y equipo terrestre	\$0.00	\$0.00	\$0.00	\$935,800.00	\$145,000.00	\$0.00	\$173,000.00	\$0.00	\$0.00	\$0.00	\$0.00	\$0.00	\$0.00	\$1,253,800.00	-\$1,253,800.00
549000 Otros equipos de transporte	\$0.00	\$0.00	\$0.00	\$0.00	\$0.00	\$0.00	\$0.00	\$0.00	\$0.00	\$585,000.00	\$0.00	\$0.00	\$0.00	\$585,000.00	-\$585,000.00
560000 Maquinaria, otros equipos y	\$0.00	\$0.00	\$0.00	\$0.00	\$0.00	\$0.00	\$74,024.24	\$0.00	\$0.00	\$0.00	\$0.00	\$0.00	\$0.00	\$74,024.24	-\$74,024.24
569000 Otros equipos	\$0.00	\$0.00	\$0.00	\$0.00	\$0.00	\$0.00	\$74,024.24	\$0.00	\$0.00	\$0.00	\$0.00	\$0.00	\$0.00	\$74,024.24	-\$74,024.24
580000 Bienes inmuebles	\$0.00	\$0.00	\$0.00	\$0.00	\$0.00	\$0.00	\$0.00	\$1,000,000.00	\$0.00	\$0.00	\$0.00	\$0.00	\$0.00	\$1,000,000.00	-\$1,000,000.00
581000 Terrenos	\$0.00	\$0.00	\$0.00	\$0.00	\$0.00	\$0.00	\$0.00	\$0.00	\$1,000,000.00	\$0.00	\$0.00	\$0.00	\$0.00	\$1,000,000.00	-\$1,000,000.00
<b>600000 INVERSION PUBLICA</b>	<b>\$0.00</b>	<b>\$0.00</b>	<b>\$0.00</b>	<b>\$288,638.10</b>	<b>\$673,488.90</b>	<b>\$0.00</b>	<b>\$0.00</b>	<b>\$0.00</b>	<b>\$0.00</b>	<b>\$0.00</b>	<b>\$0.00</b>	<b>\$0.00</b>	<b>\$0.00</b>	<b>\$962,127.00</b>	<b>-\$962,127.00</b>
610000 Obra pública en bienes de dominio	\$0.00	\$0.00	\$0.00	\$0.00	\$288,638.10	\$673,488.90	\$0.00	\$0.00	\$0.00	\$0.00	\$0.00	\$0.00	\$0.00	\$962,127.00	-\$962,127.00
613000 Construcción de obras para el	\$0.00	\$0.00	\$0.00	\$0.00	\$288,638.10	\$673,488.90	\$0.00	\$0.00	\$0.00	\$0.00	\$0.00	\$0.00	\$0.00	\$962,127.00	-\$962,127.00







Usr: supervisor  
rptAnalíticoPresu

# Municipio de Zempoala

Estado de Hidalgo

Analitico Mensual de Egresos Pagados por Fuente de Financiamiento al 30/sep./2022


Fecha y 10/oct./2022

(Cuentas Acumulativas)

05:17 p. m.

(Cifras en pesos y centavos)

Objeto del Gasto	Presupuesto Vigente	Ene	Feb	Mar	Abr	May	Jun	Jul	Ago	Sep	Oct	Nov	Dic	Total	Diferencia (Vigente - Total)
<b>Fondo General de Participaciones</b>	<b>\$38,379,408.00</b>	<b>\$2,412,853.00</b>	<b>\$2,602,013.06</b>	<b>\$3,467,282.60</b>	<b>\$3,382,012.11</b>	<b>\$3,765,678.38</b>	<b>\$3,243,478.77</b>	<b>\$3,788,731.09</b>	<b>\$3,169,891.04</b>	<b>\$4,310,284.36</b>	<b>\$0.00</b>	<b>\$0.00</b>	<b>\$0.00</b>	<b>\$30,142,224.41</b>	<b>\$8,237,183.59</b>
<b>10008 FORTAMUN-DF</b>															
<b>100000 SERVICIOS PERSONALES</b>	<b>\$13,239,108.48</b>	<b>\$680,278.00</b>	<b>\$701,169.00</b>	<b>\$777,681.00</b>	<b>\$895,841.00</b>	<b>\$783,170.00</b>	<b>\$785,970.00</b>	<b>\$802,881.00</b>	<b>\$861,259.00</b>	<b>\$915,897.00</b>	<b>\$0.00</b>	<b>\$0.00</b>	<b>\$0.00</b>	<b>\$7,204,146.00</b>	<b>\$6,034,962.48</b>
110000 Remuneraciones al personal de carácter	\$9,553,992.00	\$680,278.00	\$695,570.00	\$665,614.00	\$645,215.00	\$647,837.00	\$649,303.00	\$667,881.00	\$719,259.00	\$735,244.00	\$0.00	\$0.00	\$0.00	\$6,106,201.00	\$3,447,791.00
113000 Sueldos base al personal permanente	\$9,553,992.00	\$680,278.00	\$695,570.00	\$665,614.00	\$645,215.00	\$647,837.00	\$649,303.00	\$667,881.00	\$719,259.00	\$735,244.00	\$0.00	\$0.00	\$0.00	\$6,106,201.00	\$3,447,791.00
130000 Remuneraciones adicionales y	\$2,310,446.48	\$0.00	\$5,599.00	\$82,067.00	\$250,628.00	\$135,333.00	\$136,667.00	\$135,000.00	\$142,000.00	\$180,653.00	\$0.00	\$0.00	\$0.00	\$1,067,945.00	\$1,242,501.48
132000 Primas de vacaciones, dominical y	\$1,598,446.48	\$0.00	\$5,599.00	\$17,067.00	\$121,628.00	\$5,333.00	\$6,667.00	\$0.00	\$0.00	\$35,653.00	\$0.00	\$0.00	\$0.00	\$191,945.00	\$1,406,501.48
133000 Horas extraordinarias	\$412,000.00	\$0.00	\$0.00	\$0.00	\$0.00	\$0.00	\$0.00	\$0.00	\$0.00	\$0.00	\$0.00	\$0.00	\$0.00	\$0.00	\$412,000.00
134000 Compensaciones	\$300,000.00	\$0.00	\$0.00	\$65,000.00	\$129,000.00	\$130,000.00	\$130,000.00	\$135,000.00	\$142,000.00	\$145,000.00	\$0.00	\$0.00	\$0.00	\$876,000.00	-\$576,000.00
150000 Otras prestaciones sociales y	\$460,000.00	\$0.00	\$0.00	\$30,000.00	\$0.00	\$0.00	\$0.00	\$0.00	\$0.00	\$0.00	\$0.00	\$0.00	\$0.00	\$30,000.00	\$430,000.00
152000 Indemnizaciones	\$110,000.00	\$0.00	\$0.00	\$0.00	\$0.00	\$0.00	\$0.00	\$0.00	\$0.00	\$0.00	\$0.00	\$0.00	\$0.00	\$0.00	\$110,000.00
159000 Otras prestaciones sociales y económicas	\$350,000.00	\$0.00	\$0.00	\$30,000.00	\$0.00	\$0.00	\$0.00	\$0.00	\$0.00	\$0.00	\$0.00	\$0.00	\$0.00	\$30,000.00	\$320,000.00
160000 Previsiones	\$614,670.00	\$0.00	\$0.00	\$0.00	\$0.00	\$0.00	\$0.00	\$0.00	\$0.00	\$0.00	\$0.00	\$0.00	\$0.00	\$0.00	\$614,670.00
161000 Previsiones de carácter laboral,	\$614,670.00	\$0.00	\$0.00	\$0.00	\$0.00	\$0.00	\$0.00	\$0.00	\$0.00	\$0.00	\$0.00	\$0.00	\$0.00	\$0.00	\$614,670.00
170000 Pago de estímulos a servidores públicos	\$300,000.00	\$0.00	\$0.00	\$0.00	\$0.00	\$0.00	\$0.00	\$0.00	\$0.00	\$0.00	\$0.00	\$0.00	\$0.00	\$0.00	\$300,000.00
172000 Recompensas	\$300,000.00	\$0.00	\$0.00	\$0.00	\$0.00	\$0.00	\$0.00	\$0.00	\$0.00	\$0.00	\$0.00	\$0.00	\$0.00	\$0.00	\$300,000.00
200000 MATERIALES Y SUMINISTROS	\$3,953,278.00	\$219,164.80	\$178,690.69	\$222,531.73	\$231,422.31	\$253,857.07	\$357,224.84	\$740,003.90	\$453,054.08	\$463,763.51	\$0.00	\$0.00	\$0.00	\$3,119,712.93	\$833,565.07
210000 Materiales de administración, emisión	\$109,200.00	\$0.00	\$0.00	\$0.00	\$0.00	\$0.00	\$0.00	\$0.00	\$0.00	\$0.00	\$0.00	\$0.00	\$0.00	\$0.00	\$109,200.00
211000 Materiales, útiles y equipos menores de	\$49,200.00	\$0.00	\$0.00	\$0.00	\$0.00	\$0.00	\$0.00	\$0.00	\$0.00	\$0.00	\$0.00	\$0.00	\$0.00	\$0.00	\$49,200.00
214000 Materiales, útiles y equipos menores de	\$60,000.00	\$0.00	\$0.00	\$0.00	\$0.00	\$0.00	\$0.00	\$0.00	\$0.00	\$0.00	\$0.00	\$0.00	\$0.00	\$0.00	\$60,000.00
220000 Alimentos y utensilios	\$24,000.00	\$0.00	\$0.00	\$16,240.00	\$0.00	\$0.00	\$0.00	\$0.00	\$0.00	\$0.00	\$0.00	\$0.00	\$0.00	\$16,240.00	-\$7,760.00
221000 Productos alimenticios para personas	\$0.00	\$0.00	\$0.00	\$16,240.00	\$0.00	\$0.00	\$0.00	\$0.00	\$0.00	\$0.00	\$0.00	\$0.00	\$0.00	\$16,240.00	-\$16,240.00
223000 Utensilios para el servicio de alimentación	\$24,000.00	\$0.00	\$0.00	\$0.00	\$0.00	\$0.00	\$0.00	\$0.00	\$0.00	\$0.00	\$0.00	\$0.00	\$0.00	\$0.00	\$24,000.00
240000 Materiales y artículos de construcción y	\$0.00	\$0.00	\$0.00	\$0.00	\$0.00	\$0.00	\$0.00	\$84,680.00	\$0.00	\$176,784.00	\$69,600.00	\$0.00	\$0.00	\$331,064.00	-\$331,064.00
246000 Material eléctrico y electrónico	\$0.00	\$0.00	\$0.00	\$0.00	\$0.00	\$0.00	\$84,680.00	\$0.00	\$176,784.00	\$69,600.00	\$0.00	\$0.00	\$0.00	\$331,064.00	-\$331,064.00
250000 Productos químicos, farmacéuticos y de	\$0.00	\$0.00	\$0.00	\$0.00	\$0.00	\$0.00	\$0.00	\$0.00	\$24,215.00	\$0.00	\$0.00	\$0.00	\$0.00	\$24,215.00	-\$24,215.00
260000 Combustibles, lubricantes y aditivos	\$2,500,000.00	\$200,586.24	\$178,690.69	\$203,781.73	\$221,214.31	\$225,611.07	\$225,912.84	\$273,219.90	\$276,270.08	\$249,934.91	\$0.00	\$0.00	\$0.00	\$2,055,221.77	\$444,778.23
261000 Combustibles, lubricantes y aditivos	\$2,500,000.00	\$200,586.24	\$178,690.69	\$203,781.73	\$221,214.31	\$225,611.07	\$225,912.84	\$273,219.90	\$276,270.08	\$249,934.91	\$0.00	\$0.00	\$0.00	\$2,055,221.77	\$444,778.23
270000 Vestuario, blancos, prendas de	\$600,000.00	\$0.00	\$0.00	\$0.00	\$0.00	\$0.00	\$0.00	\$457,272.00	\$0.00	\$99,180.00	\$0.00	\$0.00	\$0.00	\$556,452.00	\$43,548.00
271000 Vestuario y uniformes	\$500,000.00	\$0.00	\$0.00	\$0.00	\$0.00	\$0.00	\$0.00	\$457,272.00	\$0.00	\$0.00	\$0.00	\$0.00	\$0.00	\$457,272.00	\$42,728.00
272000 Prendas de seguridad y protección	\$100,000.00	\$0.00	\$0.00	\$0.00	\$0.00	\$0.00	\$0.00	\$0.00	\$0.00	\$99,180.00	\$0.00	\$0.00	\$0.00	\$99,180.00	\$820.00
290000 Herramientas, refacciones y accesorios	\$720,078.00	\$18,578.56	\$0.00	\$2,510.00	\$10,208.00	\$28,246.00	\$46,632.00	\$9,512.00	\$0.00	\$20,833.60	\$0.00	\$0.00	\$0.00	\$136,520.16	\$583,557.84
291000 Herramientas menores	\$19,800.00	\$0.00	\$0.00	\$400.00	\$0.00	\$0.00	\$0.00	\$0.00	\$0.00	\$0.00	\$0.00	\$0.00	\$0.00	\$19,400.00	\$18,000.00
292000 Refacciones y accesorios menores de	\$19,800.00	\$0.00	\$0.00	\$1,800.00	\$0.00	\$0.00	\$0.00	\$0.00	\$0.00	\$0.00	\$0.00	\$0.00	\$0.00	\$1,800.00	\$18,000.00
293000 Refacciones y accesorios menores de	\$10,000.00	\$0.00	\$0.00	\$0.00	\$0.00	\$0.00	\$0.00	\$0.00	\$0.00	\$0.00	\$0.00	\$0.00	\$0.00	\$0.00	\$10,000.00
294000 Refacciones y accesorios menores de	\$50,000.00	\$0.00	\$0.00	\$0.00	\$0.00	\$0.00	\$174.00	\$0.00	\$0.00	\$0.00	\$0.00	\$0.00	\$0.00	\$174.00	\$49,826.00
295000 Refacciones y accesorios menores de	\$50,000.00	\$0.00	\$0.00	\$0.00	\$0.00	\$0.00	\$0.00	\$0.00	\$0.00	\$0.00	\$0.00	\$0.00	\$0.00	\$0.00	\$50,000.00
296000 Refacciones y accesorios menores de	\$245,468.00	\$18,578.56	\$0.00	\$310.00	\$10,208.00	\$28,072.00	\$46,632.00	\$9,512.00	\$0.00	\$20,833.60	\$0.00	\$0.00	\$0.00	\$134,146.16	\$111,321.84





# Municipio de Zempoala

Estado de Hidalgo

Análisis Mensual de Egresos Pagados por Fuente de Financiamiento al 30/sep./2022

(Cuentas Acumulativas)

Fecha y

05:17 p. m.

Utr. supervisor  
rpiAnalíticoPresu

(Cifras en pesos y centavos)

Objeto del Gasto	Presupuesto Vigente	Ene	Feb	Mar	Abr	May	Jun	Jul	Ago	Sep	Oct	Nov	Dic	Total	Diferencia (Vigente - Total)
297000 Refacciones y accesorios menores de	\$50,000.00	\$0.00	\$0.00	\$0.00	\$0.00	\$0.00	\$0.00	\$0.00	\$0.00	\$0.00	\$0.00	\$0.00	\$0.00	\$0.00	\$50,000.00
298000 Refacciones y accesorios menores de	\$225,000.00	\$0.00	\$0.00	\$0.00	\$0.00	\$0.00	\$0.00	\$0.00	\$0.00	\$0.00	\$0.00	\$0.00	\$0.00	\$0.00	\$225,000.00
299000 Refacciones y accesorios menores otros	\$50,010.00	\$0.00	\$0.00	\$0.00	\$0.00	\$0.00	\$0.00	\$0.00	\$0.00	\$0.00	\$0.00	\$0.00	\$0.00	\$0.00	\$50,010.00
<b>300000 SERVICIOS GENERALES</b>	<b>\$12,369,526.52</b>	<b>\$538,447.66</b>	<b>\$804,217.77</b>	<b>\$1,734,372.81</b>	<b>\$1,675,149.60</b>	<b>\$2,198,897.67</b>	<b>\$1,550,102.67</b>	<b>\$1,476,893.56</b>	<b>\$1,426,818.83</b>	<b>\$1,457,507.15</b>	<b>\$0.00</b>	<b>\$0.00</b>	<b>\$0.00</b>	<b>\$12,862,407.72</b>	<b>-\$492,881.20</b>
310000 Servicios básicos	\$9,184,580.52	\$510,057.66	\$632,997.75	\$1,559,390.65	\$1,490,152.21	\$1,727,873.86	\$1,307,755.72	\$1,313,162.01	\$1,280,945.40	\$1,397,550.96	\$0.00	\$0.00	\$0.00	\$11,219,866.22	-\$2,035,305.70
311000 Energía eléctrica	\$9,184,580.52	\$510,057.66	\$632,997.75	\$1,559,390.65	\$1,490,152.21	\$1,727,873.86	\$1,307,755.72	\$1,313,162.01	\$1,280,945.40	\$1,397,550.96	\$0.00	\$0.00	\$0.00	\$11,219,866.22	-\$2,035,305.70
320000 Servicios de arrendamiento	\$74,400.00	\$4,872.00	\$0.00	\$9,744.00	\$0.00	\$4,872.00	\$4,872.00	\$4,872.00	\$4,872.00	\$8,094.19	\$0.00	\$0.00	\$0.00	\$47,070.19	\$27,329.81
323000 Arrendamiento de mobiliario y equipo de	\$0.00	\$0.00	\$0.00	\$0.00	\$0.00	\$0.00	\$0.00	\$0.00	\$0.00	\$3,222.19	\$0.00	\$0.00	\$0.00	\$3,222.19	-\$3,222.19
327000 Arrendamiento de activos intangibles	\$74,400.00	\$4,872.00	\$0.00	\$9,744.00	\$0.00	\$4,872.00	\$4,872.00	\$4,872.00	\$4,872.00	\$4,872.00	\$0.00	\$0.00	\$0.00	\$43,848.00	\$30,552.00
330000 Servicios profesionales, científicos,	\$436,586.00	\$0.00	\$0.00	\$0.00	\$0.00	\$0.00	\$0.00	\$0.00	\$0.00	\$0.00	\$0.00	\$0.00	\$0.00	\$0.00	\$436,586.00
333000 Servicios de consultoría administrativa,	\$24,586.00	\$0.00	\$0.00	\$0.00	\$0.00	\$0.00	\$0.00	\$0.00	\$0.00	\$0.00	\$0.00	\$0.00	\$0.00	\$0.00	\$24,586.00
334000 Servicios de capacitación	\$400,000.00	\$0.00	\$0.00	\$0.00	\$0.00	\$0.00	\$0.00	\$0.00	\$0.00	\$0.00	\$0.00	\$0.00	\$0.00	\$0.00	\$400,000.00
336000 Servicios de apoyo administrativo,	\$12,000.00	\$0.00	\$0.00	\$0.00	\$0.00	\$0.00	\$0.00	\$0.00	\$0.00	\$0.00	\$0.00	\$0.00	\$0.00	\$0.00	\$12,000.00
340000 Servicios financieros, bancarios y	\$349,560.00	\$0.00	\$57,503.68	\$90,176.36	\$0.00	\$0.00	\$59,129.84	\$37,561.66	\$68,868.00	\$0.00	\$0.00	\$0.00	\$0.00	\$313,239.54	\$36,320.46
341000 Servicios financieros y bancarios	\$1,560.00	\$0.00	\$0.00	\$0.00	\$0.00	\$0.00	\$0.00	\$0.00	\$0.00	\$0.00	\$0.00	\$0.00	\$0.00	\$0.00	\$1,560.00
349000 Servicios financieros, bancarios y	\$348,000.00	\$0.00	\$57,503.68	\$90,176.36	\$0.00	\$0.00	\$59,129.84	\$37,561.66	\$68,868.00	\$0.00	\$0.00	\$0.00	\$0.00	\$313,239.54	\$34,760.46
350000 Servicios de instalación, reparación,	\$1,500,000.00	\$23,518.00	\$93,308.00	\$40,275.00	\$62,523.00	\$430,688.92	\$158,910.00	\$6,048.80	\$47,479.00	\$30,284.00	\$0.00	\$0.00	\$0.00	\$893,034.72	\$606,965.28
351000 Conservación y mantenimiento menor de	\$48,000.00	\$0.00	\$160.00	\$0.00	\$0.00	\$0.00	\$0.00	\$0.00	\$0.00	\$0.00	\$0.00	\$0.00	\$0.00	\$160.00	\$47,840.00
352000 Instalación, reparación y mantenimiento	\$30,000.00	\$0.00	\$0.00	\$0.00	\$0.00	\$0.00	\$0.00	\$0.00	\$0.00	\$0.00	\$0.00	\$0.00	\$0.00	\$0.00	\$30,000.00
353000 Instalación, reparación y mantenimiento	\$96,000.00	\$0.00	\$0.00	\$0.00	\$0.00	\$5,599.92	\$0.00	\$0.00	\$0.00	\$0.00	\$0.00	\$0.00	\$0.00	\$5,599.92	\$90,400.08
354000 Instalación, reparación y mantenimiento	\$18,000.00	\$0.00	\$0.00	\$0.00	\$0.00	\$0.00	\$0.00	\$0.00	\$0.00	\$0.00	\$0.00	\$0.00	\$0.00	\$0.00	\$18,000.00
355000 Reparación y mantenimiento de equipo de	\$960,000.00	\$23,518.00	\$93,148.00	\$40,275.00	\$62,523.00	\$33,589.00	\$158,910.00	\$1,948.80	\$47,479.00	\$30,284.00	\$0.00	\$0.00	\$0.00	\$491,674.80	\$468,325.20
356000 Reparación y mantenimiento de equipo de	\$168,000.00	\$0.00	\$0.00	\$0.00	\$0.00	\$391,500.00	\$0.00	\$0.00	\$0.00	\$0.00	\$0.00	\$0.00	\$0.00	\$391,500.00	-\$223,500.00
357000 Instalación, reparación y mantenimiento	\$180,000.00	\$0.00	\$0.00	\$0.00	\$0.00	\$0.00	\$0.00	\$4,100.00	\$0.00	\$0.00	\$0.00	\$0.00	\$0.00	\$4,100.00	\$175,900.00
380000 Servicios oficiales	\$0.00	\$0.00	\$0.00	\$13,920.00	\$0.00	\$13,682.20	\$0.00	\$0.00	\$2,754.00	\$0.00	\$0.00	\$0.00	\$0.00	\$30,356.20	-\$30,356.20
382000 Gastos de orden social y cultural	\$0.00	\$0.00	\$0.00	\$13,920.00	\$0.00	\$13,682.20	\$0.00	\$0.00	\$2,754.00	\$0.00	\$0.00	\$0.00	\$0.00	\$30,356.20	-\$30,356.20
390000 Otros servicios generales	\$824,400.00	\$0.00	\$20,408.34	\$20,866.80	\$117,602.39	\$21,780.69	\$19,435.11	\$115,249.09	\$21,900.43	\$21,578.00	\$0.00	\$0.00	\$0.00	\$358,620.85	\$465,779.15
392000 Impuestos y derechos	\$432,000.00	\$0.00	\$0.00	\$0.00	\$0.00	\$97,634.00	\$0.00	\$0.00	\$95,770.00	\$1,864.00	\$0.00	\$0.00	\$0.00	\$195,268.00	\$236,732.00
398000 Impuesto sobre nóminas y otros que se	\$392,400.00	\$0.00	\$20,408.34	\$20,866.80	\$19,968.39	\$21,780.69	\$19,435.11	\$19,479.09	\$20,036.43	\$21,578.00	\$0.00	\$0.00	\$0.00	\$163,552.85	\$228,847.15
<b>500000 BIENES MUEBLES, INMUEBLES E</b>	<b>\$2,221,496.00</b>	<b>\$0.00</b>	<b>\$1,080,800.00</b>	<b>\$145,000.00</b>	<b>\$0.00</b>	<b>\$10,870.97</b>	<b>\$0.00</b>	<b>\$0.00</b>	<b>\$1,537,031.00</b>	<b>\$0.00</b>	<b>\$0.00</b>	<b>\$0.00</b>	<b>\$0.00</b>	<b>\$2,773,701.97</b>	<b>-\$552,205.97</b>
510000 Mobiliario y equipo de administración	\$224,600.00	\$0.00	\$0.00	\$0.00	\$0.00	\$0.00	\$0.00	\$0.00	\$0.00	\$0.00	\$0.00	\$0.00	\$0.00	\$0.00	\$224,600.00
511000 Muebles de oficina y estantería	\$95,000.00	\$0.00	\$0.00	\$0.00	\$0.00	\$0.00	\$0.00	\$0.00	\$0.00	\$0.00	\$0.00	\$0.00	\$0.00	\$0.00	\$95,000.00
512000 Muebles, excepto de oficina y estantería	\$9,600.00	\$0.00	\$0.00	\$0.00	\$0.00	\$0.00	\$0.00	\$0.00	\$0.00	\$0.00	\$0.00	\$0.00	\$0.00	\$0.00	\$9,600.00
515000 Equipo de cómputo y de tecnología de la	\$96,000.00	\$0.00	\$0.00	\$0.00	\$0.00	\$0.00	\$0.00	\$0.00	\$0.00	\$0.00	\$0.00	\$0.00	\$0.00	\$0.00	\$96,000.00
519000 Otros mobiliarios y equipos de	\$24,000.00	\$0.00	\$0.00	\$0.00	\$0.00	\$0.00	\$0.00	\$0.00	\$0.00	\$0.00	\$0.00	\$0.00	\$0.00	\$0.00	\$24,000.00
520000 Mobiliario y equipo educacional y	\$30,896.00	\$0.00	\$0.00	\$0.00	\$0.00	\$0.00	\$0.00	\$0.00	\$0.00	\$0.00	\$0.00	\$0.00	\$0.00	\$0.00	\$30,896.00
522000 Aparatos deportivos	\$30,896.00	\$0.00	\$0.00	\$0.00	\$0.00	\$0.00	\$0.00	\$0.00	\$0.00	\$0.00	\$0.00	\$0.00	\$0.00	\$0.00	\$30,896.00
540000 Vehículos y equipo de transporte	\$1,090,000.00	\$0.00	\$1,080,800.00	\$145,000.00	\$0.00	\$0.00	\$0.00	\$0.00	\$1,537,031.00	\$0.00	\$0.00	\$0.00	\$0.00	\$2,762,831.00	-\$1,672,831.00
541000 Vehículos y equipo terrestre	\$850,000.00	\$0.00	\$1,080,800.00	\$145,000.00	\$0.00	\$0.00	\$0.00	\$0.00	\$1,537,031.00	\$0.00	\$0.00	\$0.00	\$0.00	\$2,762,831.00	-\$1,912,831.00
549000 Otros equipos de transporte	\$240,000.00	\$0.00	\$0.00	\$0.00	\$0.00	\$0.00	\$0.00	\$0.00	\$0.00	\$0.00	\$0.00	\$0.00	\$0.00	\$0.00	\$240,000.00







Municipio de Zempoala

Estado de Hidalgo

Análítico Mensual de Egresos Pagados por Fuente de Financiamiento al 30/sep./2022

(Cuentas Acumulativas)

Fecha y

05:17 p. m.

Usr: supervisor  
rptAnalíticoPresu

(Cifras en pesos y centavos)

Objeto del Gasto	Presupuesto Vigente	Ene	Feb	Mar	Abr	May	Jun	Jul	Ago	Sep	Oct	Nov	Dic	Total	Diferencia (Vigente - Total)
550000 Equipo de defensa y seguridad	\$852,000.00	\$0.00	\$0.00	\$0.00	\$0.00	\$10,870.97	\$0.00	\$0.00	\$0.00	\$0.00	\$0.00	\$0.00	\$0.00	\$10,870.97	\$841,129.03
551000 Equipo de defensa y seguridad	\$852,000.00	\$0.00	\$0.00	\$0.00	\$0.00	\$10,870.97	\$0.00	\$0.00	\$0.00	\$0.00	\$0.00	\$0.00	\$0.00	\$10,870.97	\$841,129.03
560000 Maquinaria, otros equipos y	\$24,000.00	\$0.00	\$0.00	\$0.00	\$0.00	\$0.00	\$0.00	\$0.00	\$0.00	\$0.00	\$0.00	\$0.00	\$0.00	\$0.00	\$24,000.00
569000 Otros equipos	\$24,000.00	\$0.00	\$0.00	\$0.00	\$0.00	\$0.00	\$0.00	\$0.00	\$0.00	\$0.00	\$0.00	\$0.00	\$0.00	\$0.00	\$24,000.00
800000 PARTICIPACIONES Y	\$360,000.00	\$10,518.61	\$50,884.85	\$12,500.50	\$20,211.71	\$12,342.56	\$17,495.18	\$14,500.92	\$19,888.89	\$14,012.02	\$0.00	\$0.00	\$0.00	\$172,355.24	\$187,644.76
810000 Participaciones	\$360,000.00	\$10,518.61	\$50,884.85	\$12,500.50	\$20,211.71	\$12,342.56	\$17,495.18	\$14,500.92	\$19,888.89	\$14,012.02	\$0.00	\$0.00	\$0.00	\$172,355.24	\$187,644.76
816000 Convenios de colaboración administrativa	\$360,000.00	\$10,518.61	\$50,884.85	\$12,500.50	\$20,211.71	\$12,342.56	\$17,495.18	\$14,500.92	\$19,888.89	\$14,012.02	\$0.00	\$0.00	\$0.00	\$172,355.24	\$187,644.76
<b>FORTAMUN-DF</b>	<b>\$32,143,409.00</b>	<b>\$1,448,409.07</b>	<b>\$2,815,762.31</b>	<b>\$2,892,086.04</b>	<b>\$2,822,624.62</b>	<b>\$3,259,138.27</b>	<b>\$2,710,792.69</b>	<b>\$3,034,279.38</b>	<b>\$4,298,051.80</b>	<b>\$2,851,179.68</b>	<b>\$0.00</b>	<b>\$0.00</b>	<b>\$0.00</b>	<b>\$26,132,323.86</b>	<b>\$6,011,085.14</b>

10009 FAIS Municipal


600000 INVERSION PUBLICA	\$13,213,083.00	\$0.00	\$0.00	\$0.00	\$0.00	\$0.00	\$0.00	\$0.00	\$0.00	\$0.00	\$0.00	\$0.00	\$0.00	\$0.00	\$13,213,083.00
610000 Obra pública en bienes de dominio	\$13,213,083.00	\$0.00	\$0.00	\$0.00	\$0.00	\$0.00	\$0.00	\$0.00	\$0.00	\$0.00	\$0.00	\$0.00	\$0.00	\$0.00	\$13,213,083.00
613000 Construcción de obras para el	\$7,927,843.00	\$0.00	\$0.00	\$0.00	\$0.00	\$0.00	\$0.00	\$0.00	\$0.00	\$0.00	\$0.00	\$0.00	\$0.00	\$0.00	\$7,927,843.00
614000 División de terrenos y construcción de	\$5,285,240.00	\$0.00	\$0.00	\$0.00	\$0.00	\$0.00	\$0.00	\$0.00	\$0.00	\$0.00	\$0.00	\$0.00	\$0.00	\$0.00	\$5,285,240.00
<b>FAIS Municipal</b>	<b>\$13,213,083.00</b>	<b>\$0.00</b>	<b>\$0.00</b>	<b>\$0.00</b>	<b>\$0.00</b>	<b>\$0.00</b>	<b>\$0.00</b>	<b>\$0.00</b>	<b>\$0.00</b>	<b>\$0.00</b>	<b>\$0.00</b>	<b>\$0.00</b>	<b>\$0.00</b>	<b>\$0.00</b>	<b>\$13,213,083.00</b>

10035 Programa de Fortalecimiento a la Transversalidad de la Perspectiva de Género

200000 MATERIALES Y SUMINISTROS	\$25,000.00	\$0.00	\$0.00	\$0.00	\$0.00	\$0.00	\$0.00	\$0.00	\$13,721.32	\$0.00	\$0.00	\$0.00	\$0.00	\$13,721.32	\$11,278.68
210000 Materiales de administración, emisión	\$15,000.00	\$0.00	\$0.00	\$0.00	\$0.00	\$0.00	\$0.00	\$0.00	\$10,221.32	\$0.00	\$0.00	\$0.00	\$0.00	\$10,221.32	\$4,778.68
211000 Materiales, útiles y equipos menores de	\$15,000.00	\$0.00	\$0.00	\$0.00	\$0.00	\$0.00	\$0.00	\$0.00	\$6,221.32	\$0.00	\$0.00	\$0.00	\$0.00	\$6,221.32	\$8,778.68
212000 Materiales y útiles de impresión y	\$0.00	\$0.00	\$0.00	\$0.00	\$0.00	\$0.00	\$0.00	\$0.00	\$4,000.00	\$0.00	\$0.00	\$0.00	\$0.00	\$4,000.00	-\$4,000.00
260000 Combustibles, lubricantes y aditivos	\$10,000.00	\$0.00	\$0.00	\$0.00	\$0.00	\$0.00	\$0.00	\$0.00	\$0.00	\$0.00	\$0.00	\$0.00	\$0.00	\$0.00	\$10,000.00
261000 Combustibles, lubricantes y aditivos	\$10,000.00	\$0.00	\$0.00	\$0.00	\$0.00	\$0.00	\$0.00	\$0.00	\$0.00	\$0.00	\$0.00	\$0.00	\$0.00	\$0.00	\$10,000.00
290000 Herramientas, refacciones y accesorios	\$0.00	\$0.00	\$0.00	\$0.00	\$0.00	\$0.00	\$0.00	\$0.00	\$3,500.00	\$0.00	\$0.00	\$0.00	\$0.00	\$3,500.00	-\$3,500.00
294000 Refacciones y accesorios menores de	\$0.00	\$0.00	\$0.00	\$0.00	\$0.00	\$0.00	\$0.00	\$0.00	\$3,500.00	\$0.00	\$0.00	\$0.00	\$0.00	\$3,500.00	-\$3,500.00
300000 SERVICIOS GENERALES	\$175,000.00	\$0.00	\$0.00	\$0.00	\$0.00	\$0.00	\$0.00	\$30,800.00	\$32,300.00	\$30,800.00	\$0.00	\$0.00	\$0.00	\$93,900.00	\$81,100.00
330000 Servicios profesionales, científicos,	\$175,000.00	\$0.00	\$0.00	\$0.00	\$0.00	\$0.00	\$0.00	\$30,800.00	\$30,800.00	\$30,800.00	\$0.00	\$0.00	\$0.00	\$92,400.00	\$82,600.00
334000 Servicios de capacitación	\$175,000.00	\$0.00	\$0.00	\$0.00	\$0.00	\$0.00	\$0.00	\$30,800.00	\$30,800.00	\$30,800.00	\$0.00	\$0.00	\$0.00	\$92,400.00	\$82,600.00
370000 Servicios de traslado y viáticos	\$0.00	\$0.00	\$0.00	\$0.00	\$0.00	\$0.00	\$0.00	\$0.00	\$1,500.00	\$0.00	\$0.00	\$0.00	\$0.00	\$1,500.00	-\$1,500.00
375000 Viáticos en el país	\$0.00	\$0.00	\$0.00	\$0.00	\$0.00	\$0.00	\$0.00	\$0.00	\$1,500.00	\$0.00	\$0.00	\$0.00	\$0.00	\$1,500.00	-\$1,500.00
500000 BIENES MUEBLES, INMUEBLES E	\$0.00	\$0.00	\$0.00	\$0.00	\$0.00	\$0.00	\$0.00	\$0.00	\$28,778.68	\$0.00	\$0.00	\$0.00	\$0.00	\$28,778.68	-\$28,778.68
510000 Mobiliario y equipo de administración	\$0.00	\$0.00	\$0.00	\$0.00	\$0.00	\$0.00	\$0.00	\$0.00	\$28,778.68	\$0.00	\$0.00	\$0.00	\$0.00	\$28,778.68	-\$28,778.68
515000 Equipo de cómputo y de tecnología de la	\$0.00	\$0.00	\$0.00	\$0.00	\$0.00	\$0.00	\$0.00	\$0.00	\$28,778.68	\$0.00	\$0.00	\$0.00	\$0.00	\$28,778.68	-\$28,778.68
<b>Programa de Fortalecimiento a la</b>	<b>\$200,000.00</b>	<b>\$0.00</b>	<b>\$0.00</b>	<b>\$0.00</b>	<b>\$0.00</b>	<b>\$0.00</b>	<b>\$0.00</b>	<b>\$30,800.00</b>	<b>\$74,800.00</b>	<b>\$30,800.00</b>	<b>\$0.00</b>	<b>\$0.00</b>	<b>\$0.00</b>	<b>\$136,400.00</b>	<b>\$63,600.00</b>

10048 Fondo de Fomento Municipal

100000 SERVICIOS PERSONALES	\$4,051,440.00	\$337,620.00	\$337,620.00	\$337,620.00	\$337,620.00	\$329,752.00	\$331,719.00	\$337,620.00	\$337,620.00	\$337,620.00	\$337,620.00	\$0.00	\$0.00	\$0.00	\$3,024,811.00	\$1,026,629.00
-----------------------------	----------------	--------------	--------------	--------------	--------------	--------------	--------------	--------------	--------------	--------------	--------------	--------	--------	--------	----------------	----------------





**Municipio de Zempoala**  
**Estado de Hidalgo**  
**Análítico Mensual de Egresos Pagados por Fuente de Financiamiento al 30/sep./2022**

(Cuentas Acumulativas)

Fecha y

05:17 p. m.

Usr: supervisor  
 rptAnalíticoPresu

(Cifras en pesos y centavos)

Objeto del Gasto	Presupuesto Vigente	Ene	Feb	Mar	Abr	May	Jun	Jul	Ago	Sep	Oct	Nov	Dic	Total	Diferencia (Vigente - Total)
110000 Remuneraciones al personal de carácter	\$4,051,440.00	\$337,620.00	\$337,620.00	\$337,620.00	\$337,620.00	\$329,752.00	\$331,719.00	\$337,620.00	\$337,620.00	\$337,620.00	\$0.00	\$0.00	\$0.00	\$3,024,811.00	\$1,026,629.00
111000 Dietas	\$4,051,440.00	\$337,620.00	\$337,620.00	\$337,620.00	\$337,620.00	\$329,752.00	\$331,719.00	\$337,620.00	\$337,620.00	\$337,620.00	\$0.00	\$0.00	\$0.00	\$3,024,811.00	\$1,026,629.00
<b>200000 MATERIALES Y SUMINISTROS</b>	<b>\$0.00</b>	<b>\$0.00</b>	<b>\$0.00</b>	<b>\$0.00</b>	<b>\$0.00</b>	<b>\$0.00</b>	<b>\$210,574.57</b>	<b>\$0.00</b>	<b>\$0.00</b>	<b>\$0.00</b>	<b>\$0.00</b>	<b>\$0.00</b>	<b>\$0.00</b>	<b>\$210,574.57</b>	<b>-\$210,574.57</b>
260000 Combustibles, lubricantes y aditivos	\$0.00	\$0.00	\$0.00	\$0.00	\$0.00	\$0.00	\$210,574.57	\$0.00	\$0.00	\$0.00	\$0.00	\$0.00	\$0.00	\$210,574.57	-\$210,574.57
261000 Combustibles, lubricantes y aditivos	\$0.00	\$0.00	\$0.00	\$0.00	\$0.00	\$0.00	\$210,574.57	\$0.00	\$0.00	\$0.00	\$0.00	\$0.00	\$0.00	\$210,574.57	-\$210,574.57
<b>300000 SERVICIOS GENERALES</b>	<b>\$121,545.00</b>	<b>\$0.00</b>	<b>\$10,128.60</b>	<b>\$10,128.60</b>	<b>\$10,128.60</b>	<b>\$10,129.00</b>	<b>\$9,892.09</b>	<b>\$9,951.52</b>	<b>\$10,128.51</b>	<b>\$10,129.00</b>	<b>\$0.00</b>	<b>\$0.00</b>	<b>\$0.00</b>	<b>\$80,615.92</b>	<b>\$40,929.08</b>
390000 Otros servicios generales	\$121,545.00	\$0.00	\$10,128.60	\$10,128.60	\$10,128.60	\$10,129.00	\$9,892.09	\$9,951.52	\$10,128.51	\$10,129.00	\$0.00	\$0.00	\$0.00	\$80,615.92	\$40,929.08
398000 Impuesto sobre nóminas y otros que se	\$121,545.00	\$0.00	\$10,128.60	\$10,128.60	\$10,128.60	\$10,129.00	\$9,892.09	\$9,951.52	\$10,128.51	\$10,129.00	\$0.00	\$0.00	\$0.00	\$80,615.92	\$40,929.08
<b>400000 TRANSFERENCIAS,</b>	<b>\$10,450,414.00</b>	<b>\$825,038.70</b>	<b>\$850,348.00</b>	<b>\$856,618.37</b>	<b>\$975,549.64</b>	<b>\$952,695.64</b>	<b>\$849,931.00</b>	<b>\$897,749.00</b>	<b>\$935,445.88</b>	<b>\$907,084.24</b>	<b>\$0.00</b>	<b>\$0.00</b>	<b>\$0.00</b>	<b>\$8,050,460.47</b>	<b>\$2,399,953.53</b>
410000 Transferencias internas y asignaciones	\$10,450,414.00	\$825,038.70	\$850,348.00	\$856,618.37	\$975,549.64	\$952,695.64	\$849,931.00	\$897,749.00	\$935,445.88	\$907,084.24	\$0.00	\$0.00	\$0.00	\$8,050,460.47	\$2,399,953.53
414000 Asignaciones presupuestarias a Órganos	\$10,450,414.00	\$825,038.70	\$850,348.00	\$856,618.37	\$975,549.64	\$952,695.64	\$849,931.00	\$897,749.00	\$935,445.88	\$907,084.24	\$0.00	\$0.00	\$0.00	\$8,050,460.47	\$2,399,953.53
<b>Fondo de Fomento Municipal</b>	<b>\$14,623,399.00</b>	<b>\$1,162,658.70</b>	<b>\$1,198,096.60</b>	<b>\$1,204,366.97</b>	<b>\$1,323,298.24</b>	<b>\$1,292,576.64</b>	<b>\$1,402,116.66</b>	<b>\$1,245,320.52</b>	<b>\$1,283,194.39</b>	<b>\$1,254,833.24</b>	<b>\$0.00</b>	<b>\$0.00</b>	<b>\$0.00</b>	<b>\$11,366,461.96</b>	<b>\$3,256,937.04</b>

**10049 Impuesto Sobre Autos Nuevos**


200000 MATERIALES Y SUMINISTROS	\$84,662.00	\$30,718.50	\$44,906.35	\$40,495.39	\$30,651.20	\$0.00	\$0.00	\$55,089.78	\$34,944.20	\$53,971.03	\$0.00	\$0.00	\$0.00	\$290,776.45	-\$206,114.45
260000 Combustibles, lubricantes y aditivos	\$84,662.00	\$30,718.50	\$44,906.35	\$40,495.39	\$30,651.20	\$0.00	\$0.00	\$55,089.78	\$34,944.20	\$53,971.03	\$0.00	\$0.00	\$0.00	\$290,776.45	-\$206,114.45
261000 Combustibles, lubricantes y aditivos	\$84,662.00	\$30,718.50	\$44,906.35	\$40,495.39	\$30,651.20	\$0.00	\$0.00	\$55,089.78	\$34,944.20	\$53,971.03	\$0.00	\$0.00	\$0.00	\$290,776.45	-\$206,114.45
<b>400000 TRANSFERENCIAS,</b>	<b>\$120,000.00</b>	<b>\$11,438.74</b>	<b>\$0.00</b>	<b>\$0.00</b>	<b>\$0.00</b>	<b>\$38,637.00</b>	<b>\$40,576.00</b>	<b>\$0.00</b>	<b>\$0.00</b>	<b>\$0.00</b>	<b>\$0.00</b>	<b>\$0.00</b>	<b>\$0.00</b>	<b>\$90,651.74</b>	<b>\$29,348.26</b>
440000 Ayudas sociales	\$120,000.00	\$11,438.74	\$0.00	\$0.00	\$0.00	\$38,637.00	\$40,576.00	\$0.00	\$0.00	\$0.00	\$0.00	\$0.00	\$0.00	\$90,651.74	\$29,348.26
441000 Ayudas sociales a personas	\$60,000.00	\$11,438.74	\$0.00	\$0.00	\$0.00	\$38,637.00	\$40,576.00	\$0.00	\$0.00	\$0.00	\$0.00	\$0.00	\$0.00	\$90,651.74	-\$30,651.74
445000 Ayudas sociales a instituciones sin fines	\$60,000.00	\$0.00	\$0.00	\$0.00	\$0.00	\$0.00	\$0.00	\$0.00	\$0.00	\$0.00	\$0.00	\$0.00	\$0.00	\$0.00	\$60,000.00
<b>Impuesto Sobre Autos Nuevos</b>	<b>\$204,662.00</b>	<b>\$42,157.24</b>	<b>\$44,906.35</b>	<b>\$40,495.39</b>	<b>\$30,651.20</b>	<b>\$38,637.00</b>	<b>\$40,576.00</b>	<b>\$55,089.78</b>	<b>\$34,944.20</b>	<b>\$53,971.03</b>	<b>\$0.00</b>	<b>\$0.00</b>	<b>\$0.00</b>	<b>\$381,428.19</b>	<b>-\$176,766.19</b>

**10051 Incentivos a la Venta Final de Gasolinas y Diesel**

200000 MATERIALES Y SUMINISTROS	\$1,245,372.00	\$76,910.70	\$27,482.12	\$35,277.60	\$77,886.09	\$0.00	\$0.00	\$65,742.97	\$145,141.67	\$94,803.72	\$0.00	\$0.00	\$0.00	\$523,244.87	\$722,127.13
260000 Combustibles, lubricantes y aditivos	\$1,245,372.00	\$76,910.70	\$27,482.12	\$35,277.60	\$77,886.09	\$0.00	\$0.00	\$65,742.97	\$145,141.67	\$94,803.72	\$0.00	\$0.00	\$0.00	\$523,244.87	\$722,127.13
261000 Combustibles, lubricantes y aditivos	\$1,245,372.00	\$76,910.70	\$27,482.12	\$35,277.60	\$77,886.09	\$0.00	\$0.00	\$65,742.97	\$145,141.67	\$94,803.72	\$0.00	\$0.00	\$0.00	\$523,244.87	\$722,127.13
<b>400000 TRANSFERENCIAS,</b>	<b>\$359,546.00</b>	<b>\$25,327.70</b>	<b>\$87,813.30</b>	<b>\$63,622.75</b>	<b>\$38,502.00</b>	<b>\$0.00</b>	<b>\$13,461.70</b>	<b>\$55,668.80</b>	<b>\$0.00</b>	<b>\$57,153.50</b>	<b>\$0.00</b>	<b>\$0.00</b>	<b>\$0.00</b>	<b>\$341,549.75</b>	<b>\$17,996.25</b>
440000 Ayudas sociales	\$359,546.00	\$25,327.70	\$87,813.30	\$63,622.75	\$38,502.00	\$0.00	\$13,461.70	\$55,668.80	\$0.00	\$57,153.50	\$0.00	\$0.00	\$0.00	\$341,549.75	\$17,996.25
441000 Ayudas sociales a personas	\$207,546.04	\$25,327.70	\$87,813.30	\$63,622.75	\$38,502.00	\$0.00	\$0.00	\$55,668.80	\$0.00	\$57,153.50	\$0.00	\$0.00	\$0.00	\$326,088.05	-\$120,542.01
445000 Ayudas sociales a instituciones sin fines	\$151,999.96	\$0.00	\$0.00	\$0.00	\$0.00	\$0.00	\$13,461.70	\$0.00	\$0.00	\$0.00	\$0.00	\$0.00	\$0.00	\$13,461.70	\$138,538.26
<b>Incentivos a la Venta Final de</b>	<b>\$1,604,918.00</b>	<b>\$102,238.40</b>	<b>\$115,295.42</b>	<b>\$98,900.35</b>	<b>\$116,388.09</b>	<b>\$0.00</b>	<b>\$13,461.70</b>	<b>\$121,411.77</b>	<b>\$145,141.67</b>	<b>\$151,957.22</b>	<b>\$0.00</b>	<b>\$0.00</b>	<b>\$0.00</b>	<b>\$864,794.62</b>	<b>\$740,123.38</b>

**10052 Impuesto Especial a la Producción y los Servicios**

200000 MATERIALES Y SUMINISTROS	\$520,000.00	\$53,117.17	\$124,055.23	\$42,094.50	\$0.00	\$0.00	\$36,835.40	\$59,632.58	\$0.00	\$44,294.70	\$0.00	\$0.00	\$0.00	\$360,029.58	\$159,970.42
260000 Combustibles, lubricantes y aditivos	\$520,000.00	\$53,117.17	\$124,055.23	\$42,094.50	\$0.00	\$0.00	\$36,835.40	\$59,632.58	\$0.00	\$44,294.70	\$0.00	\$0.00	\$0.00	\$360,029.58	\$159,970.42
261000 Combustibles, lubricantes y aditivos	\$520,000.00	\$53,117.17	\$124,055.23	\$42,094.50	\$0.00	\$0.00	\$36,835.40	\$59,632.58	\$0.00	\$44,294.70	\$0.00	\$0.00	\$0.00	\$360,029.58	\$159,970.42







Utr supervisor  
rplAnaliticoPresu

Municipio de Zempoala  
Estado de Hidalgo  
Analitico Mensual de Egresos Pagados por Fuente de Financiamiento al 30/sep./2022

(Cuentas Acumulativas)

Fecha y

05:17 p. m.

(Cifras en pesos y centavos)

Objeto del Gasto	Presupuesto Vigente	Ene	Feb	Mar	Abr	May	Jun	Jul	Ago	Sep	Oct	Nov	Dic	Total	Diferencia (Vigente - Total)
400000 TRANSFERENCIAS,	\$127,205.00	\$0.00	\$0.00	\$7,332.40	\$50,586.30	\$60,916.50	\$46,258.50	\$0.00	\$58,337.50	\$28,087.00	\$0.00	\$0.00	\$0.00	\$251,518.20	-\$124,313.20
440000 Ayudas sociales	\$127,205.00	\$0.00	\$0.00	\$7,332.40	\$50,586.30	\$60,916.50	\$46,258.50	\$0.00	\$58,337.50	\$28,087.00	\$0.00	\$0.00	\$0.00	\$251,518.20	-\$124,313.20
441000 Ayudas sociales a personas	\$67,200.00	\$0.00	\$0.00	\$0.00	\$50,586.30	\$60,916.50	\$46,258.50	\$0.00	\$58,337.50	\$28,087.00	\$0.00	\$0.00	\$0.00	\$244,185.80	-\$176,985.80
445000 Ayudas sociales a instituciones sin fines	\$60,005.00	\$0.00	\$0.00	\$7,332.40	\$0.00	\$0.00	\$0.00	\$0.00	\$0.00	\$0.00	\$0.00	\$0.00	\$0.00	\$7,332.40	\$52,672.60
Impuesto Especial a la Proucción y	\$647,205.00	\$53,117.17	\$124,055.23	\$49,426.90	\$50,586.30	\$60,916.50	\$83,093.90	\$59,632.58	\$58,337.50	\$72,381.70	\$0.00	\$0.00	\$0.00	\$611,547.78	\$35,657.22

10057 Fondo de compensación al Impuesto Sobre Autos Nuevos

200000 MATERIALES Y SUMINISTROS	\$40,000.00	\$0.00	\$0.00	\$0.00	\$0.00	\$0.00	\$0.00	\$0.00	\$0.00	\$0.00	\$0.00	\$0.00	\$0.00	\$0.00	\$40,000.00
260000 Combustibles, lubricantes y aditivos	\$40,000.00	\$0.00	\$0.00	\$0.00	\$0.00	\$0.00	\$0.00	\$0.00	\$0.00	\$0.00	\$0.00	\$0.00	\$0.00	\$0.00	\$40,000.00
261000 Combustibles, lubricantes y aditivos	\$40,000.00	\$0.00	\$0.00	\$0.00	\$0.00	\$0.00	\$0.00	\$0.00	\$0.00	\$0.00	\$0.00	\$0.00	\$0.00	\$0.00	\$40,000.00
400000 TRANSFERENCIAS,	\$37,040.00	\$7,055.23	\$7,192.40	\$0.00	\$11,114.80	\$11,094.80	\$0.00	\$11,114.80	\$5,307.95	\$10,822.00	\$0.00	\$0.00	\$0.00	\$63,701.98	-\$26,661.98
440000 Ayudas sociales	\$37,040.00	\$7,055.23	\$7,192.40	\$0.00	\$11,114.80	\$11,094.80	\$0.00	\$11,114.80	\$5,307.95	\$10,822.00	\$0.00	\$0.00	\$0.00	\$63,701.98	-\$26,661.98
441000 Ayudas sociales a personas	\$18,524.00	\$7,055.23	\$0.00	\$0.00	\$0.00	\$0.00	\$0.00	\$0.00	\$0.00	\$0.00	\$0.00	\$0.00	\$0.00	\$7,055.23	\$11,468.77
444000 Ayudas sociales a actividades científicas o	\$0.00	\$0.00	\$0.00	\$0.00	\$0.00	\$0.00	\$0.00	\$0.00	\$5,307.95	\$0.00	\$0.00	\$0.00	\$0.00	\$5,307.95	-\$5,307.95
445000 Ayudas sociales a instituciones sin fines	\$18,516.00	\$0.00	\$7,192.40	\$0.00	\$11,114.80	\$11,094.80	\$0.00	\$11,114.80	\$0.00	\$10,822.00	\$0.00	\$0.00	\$0.00	\$51,338.60	-\$32,822.60
Fondo de compensación al Impuesto	\$77,040.00	\$7,055.23	\$7,192.40	\$0.00	\$11,114.80	\$11,094.80	\$0.00	\$11,114.80	\$5,307.95	\$10,822.00	\$0.00	\$0.00	\$0.00	\$63,701.98	\$13,338.02

10086 Fondo de participación de la recaudación del ISR

200000 MATERIALES Y SUMINISTROS	\$780,000.00	\$0.00	\$0.00	\$0.00	\$0.00	\$0.00	\$66,120.00	\$48,720.00	\$25,624.40	\$0.00	\$0.00	\$0.00	\$0.00	\$140,464.40	\$639,535.60
210000 Materiales de administración, emisión	\$300,000.00	\$0.00	\$0.00	\$0.00	\$0.00	\$0.00	\$0.00	\$0.00	\$25,624.40	\$0.00	\$0.00	\$0.00	\$0.00	\$25,624.40	\$274,375.60
211000 Materiales, útiles y equipos menores de	\$60,000.00	\$0.00	\$0.00	\$0.00	\$0.00	\$0.00	\$0.00	\$0.00	\$0.00	\$0.00	\$0.00	\$0.00	\$0.00	\$0.00	\$60,000.00
215000 Material impreso e información digital	\$240,000.00	\$0.00	\$0.00	\$0.00	\$0.00	\$0.00	\$0.00	\$0.00	\$25,624.40	\$0.00	\$0.00	\$0.00	\$0.00	\$25,624.40	\$214,375.60
240000 Materiales y artículos de construcción y	\$180,000.00	\$0.00	\$0.00	\$0.00	\$0.00	\$0.00	\$66,120.00	\$48,720.00	\$0.00	\$0.00	\$0.00	\$0.00	\$0.00	\$114,840.00	\$65,160.00
246000 Material eléctrico y electrónico	\$180,000.00	\$0.00	\$0.00	\$0.00	\$0.00	\$0.00	\$66,120.00	\$48,720.00	\$0.00	\$0.00	\$0.00	\$0.00	\$0.00	\$114,840.00	\$65,160.00
270000 Vestuario, blancos, prendas de	\$180,000.00	\$0.00	\$0.00	\$0.00	\$0.00	\$0.00	\$0.00	\$0.00	\$0.00	\$0.00	\$0.00	\$0.00	\$0.00	\$0.00	\$180,000.00
271000 Vestuario y uniformes	\$180,000.00	\$0.00	\$0.00	\$0.00	\$0.00	\$0.00	\$0.00	\$0.00	\$0.00	\$0.00	\$0.00	\$0.00	\$0.00	\$0.00	\$180,000.00
290000 Herramientas, refacciones y accesorios	\$120,000.00	\$0.00	\$0.00	\$0.00	\$0.00	\$0.00	\$0.00	\$0.00	\$0.00	\$0.00	\$0.00	\$0.00	\$0.00	\$0.00	\$120,000.00
295000 Refacciones y accesorios menores de	\$120,000.00	\$0.00	\$0.00	\$0.00	\$0.00	\$0.00	\$0.00	\$0.00	\$0.00	\$0.00	\$0.00	\$0.00	\$0.00	\$0.00	\$120,000.00
300000 SERVICIOS GENERALES	\$540,000.00	\$0.00	\$0.00	\$0.00	\$0.00	\$0.00	\$198,880.34	\$102,822.40	\$196,156.00	\$339,068.00	\$0.00	\$0.00	\$0.00	\$836,926.74	-\$296,926.74
310000 Servicios básicos	\$0.00	\$0.00	\$0.00	\$0.00	\$0.00	\$0.00	\$24,648.34	\$0.00	\$0.00	\$0.00	\$0.00	\$0.00	\$0.00	\$24,648.34	-\$24,648.34
314000 Telefonía tradicional	\$0.00	\$0.00	\$0.00	\$0.00	\$0.00	\$0.00	\$24,648.34	\$0.00	\$0.00	\$0.00	\$0.00	\$0.00	\$0.00	\$24,648.34	-\$24,648.34
330000 Servicios profesionales, científicos,	\$0.00	\$0.00	\$0.00	\$0.00	\$0.00	\$0.00	\$55,680.00	\$0.00	\$0.00	\$0.00	\$0.00	\$0.00	\$0.00	\$55,680.00	-\$55,680.00
332000 Servicios de diseño, arquitectura,	\$0.00	\$0.00	\$0.00	\$0.00	\$0.00	\$0.00	\$55,680.00	\$0.00	\$0.00	\$0.00	\$0.00	\$0.00	\$0.00	\$55,680.00	-\$55,680.00
340000 Servicios financieros, bancarios y	\$60,000.00	\$0.00	\$0.00	\$0.00	\$0.00	\$0.00	\$0.00	\$0.00	\$0.00	\$0.00	\$0.00	\$0.00	\$0.00	\$0.00	\$60,000.00
341000 Servicios financieros y bancarios	\$60,000.00	\$0.00	\$0.00	\$0.00	\$0.00	\$0.00	\$0.00	\$0.00	\$0.00	\$0.00	\$0.00	\$0.00	\$0.00	\$0.00	\$60,000.00
380000 Servicios oficiales	\$480,000.00	\$0.00	\$0.00	\$0.00	\$0.00	\$0.00	\$118,552.00	\$102,822.40	\$196,156.00	\$339,068.00	\$0.00	\$0.00	\$0.00	\$756,598.40	-\$276,598.40
381000 Gastos de ceremonial	\$300,000.00	\$0.00	\$0.00	\$0.00	\$0.00	\$0.00	\$0.00	\$0.00	\$0.00	\$16,820.00	\$0.00	\$0.00	\$0.00	\$16,820.00	\$283,180.00
382000 Gastos de orden social y cultural	\$180,000.00	\$0.00	\$0.00	\$0.00	\$0.00	\$0.00	\$118,552.00	\$102,822.40	\$196,156.00	\$322,248.00	\$0.00	\$0.00	\$0.00	\$739,778.40	-\$559,778.40





**Municipio de Zempoala**  
**Estado de Hidalgo**  
**Análisis Mensual de Egresos Pagados por Fuente de Financiamiento al 30/sep./2022**

(Cuentas Acumulativas)


Fecha y

05:17 p. m.

Usu: supervisor  
 rptAnalíticoPresu

(Cifras en pesos y centavos)

Objeto del Gasto	Presupuesto Vigente	Ene	Feb	Mar	Abr	May	Jun	Jul	Ago	Sep	Oct	Nov	Dic	Total	Diferencia (Vigente - Total)
400000 TRANSFERENCIAS,	\$1,280,000.00	\$0.00	\$0.00	\$0.00	\$0.00	\$0.00	\$23,408.80	\$0.00	\$10,740.60	\$0.00	\$0.00	\$0.00	\$0.00	\$34,149.40	\$1,245,850.60
440000 Ayudas sociales	\$1,280,000.00	\$0.00	\$0.00	\$0.00	\$0.00	\$0.00	\$23,408.80	\$0.00	\$10,740.60	\$0.00	\$0.00	\$0.00	\$0.00	\$34,149.40	\$1,245,850.60
441000 Ayudas sociales a personas	\$1,280,000.00	\$0.00	\$0.00	\$0.00	\$0.00	\$0.00	\$10,092.00	\$0.00	\$0.00	\$0.00	\$0.00	\$0.00	\$0.00	\$10,092.00	\$1,269,908.00
445000 Ayudas sociales a instituciones sin fines	\$0.00	\$0.00	\$0.00	\$0.00	\$0.00	\$0.00	\$13,316.80	\$0.00	\$10,740.60	\$0.00	\$0.00	\$0.00	\$0.00	\$24,057.40	-\$24,057.40
500000 BIENES MUEBLES, INMUEBLES E	\$900,000.00	\$0.00	\$0.00	\$0.00	\$0.00	\$0.00	\$0.00	\$0.00	\$0.00	\$0.00	\$0.00	\$0.00	\$0.00	\$0.00	\$900,000.00
540000 Vehículos y equipo de transporte	\$900,000.00	\$0.00	\$0.00	\$0.00	\$0.00	\$0.00	\$0.00	\$0.00	\$0.00	\$0.00	\$0.00	\$0.00	\$0.00	\$0.00	\$900,000.00
549000 Otros equipos de transporte	\$900,000.00	\$0.00	\$0.00	\$0.00	\$0.00	\$0.00	\$0.00	\$0.00	\$0.00	\$0.00	\$0.00	\$0.00	\$0.00	\$0.00	\$900,000.00
Fondo de participación de la	\$3,500,000.00	\$0.00	\$0.00	\$0.00	\$0.00	\$0.00	\$288,409.14	\$151,542.40	\$232,521.00	\$339,068.00	\$0.00	\$0.00	\$0.00	\$1,011,540.54	\$2,488,459.46
<b>10226 Aportaciones Estatales Extraordinarias</b>															
600000 INVERSION PUBLICA	\$700,000.00	\$0.00	\$0.00	\$0.00	\$0.00	\$0.00	\$0.00	\$0.00	\$0.00	\$0.00	\$0.00	\$0.00	\$0.00	\$0.00	\$700,000.00
620000 Obra pública en bienes propios	\$700,000.00	\$0.00	\$0.00	\$0.00	\$0.00	\$0.00	\$0.00	\$0.00	\$0.00	\$0.00	\$0.00	\$0.00	\$0.00	\$0.00	\$700,000.00
622000 Edificación no habitacional	\$700,000.00	\$0.00	\$0.00	\$0.00	\$0.00	\$0.00	\$0.00	\$0.00	\$0.00	\$0.00	\$0.00	\$0.00	\$0.00	\$0.00	\$700,000.00
Aportaciones Estatales	\$700,000.00	\$0.00	\$0.00	\$0.00	\$0.00	\$0.00	\$0.00	\$0.00	\$0.00	\$0.00	\$0.00	\$0.00	\$0.00	\$0.00	\$700,000.00
<b>10274 Fondo de Aportaciones para el Fortalecimiento de las Entidades Federativas</b>															
600000 INVERSION PUBLICA	\$10,000,000.00	\$0.00	\$0.00	\$0.00	\$0.00	\$0.00	\$0.00	\$0.00	\$0.00	\$0.00	\$0.00	\$0.00	\$0.00	\$0.00	\$10,000,000.00
620000 Obra pública en bienes propios	\$10,000,000.00	\$0.00	\$0.00	\$0.00	\$0.00	\$0.00	\$0.00	\$0.00	\$0.00	\$0.00	\$0.00	\$0.00	\$0.00	\$0.00	\$10,000,000.00
622000 Edificación no habitacional	\$10,000,000.00	\$0.00	\$0.00	\$0.00	\$0.00	\$0.00	\$0.00	\$0.00	\$0.00	\$0.00	\$0.00	\$0.00	\$0.00	\$0.00	\$10,000,000.00
Fondo de Aportaciones para el	\$10,000,000.00	\$0.00	\$0.00	\$0.00	\$0.00	\$0.00	\$0.00	\$0.00	\$0.00	\$0.00	\$0.00	\$0.00	\$0.00	\$0.00	\$10,000,000.00
<b>Total Final</b>	<b>\$175,487,642.38</b>	<b>\$6,612,631.30</b>	<b>\$11,332,228.29</b>	<b>\$14,550,362.73</b>	<b>\$19,713,993.80</b>	<b>\$20,010,821.52</b>	<b>\$14,669,215.61</b>	<b>\$15,481,961.34</b>	<b>\$15,725,657.02</b>	<b>\$13,667,143.10</b>	<b>\$0.00</b>	<b>\$0.00</b>	<b>\$0.00</b>	<b>\$131,764,014.71</b>	<b>\$43,723,627.67</b>





Municipio de Zempoala  
Estado de Hidalgo  
Analítico Mensual de Egresos Pagados por Fuente de Financiamiento al 30/sep./2022  
(Cuentas Acumulativas)  
(Cifras en pesos y centavos)

Objeto del Gasto	Presupuesto Vigente	Ene	Feb	Mar	Abr	May	Jun	Jul	Ago	Sep	Oct	Nov	Dic	Total	Diferencia (Vigente - Total)
------------------	---------------------	-----	-----	-----	-----	-----	-----	-----	-----	-----	-----	-----	-----	-------	------------------------------

\_\_\_\_\_  
 MTRO. J. JESÚS HERNÁNDEZ JUÁREZ  
 PRESIDENTE MUNICIPAL  
 \_\_\_\_\_  
 MTRO. EDHER SAMPERIO OLVERA  
 TESORERO MUNICIPAL

\_\_\_\_\_  
 PATRICIA GUADALUPE GONZÁLEZ VILLALVA  
 SINDICA MUNICIPAL



"Bajo protesta de decir verdad declaramos que los Estados Financieros y sus notas, son razonablemente correctos y son responsabilidad del emisor".

