



Usu: supervisor  
rplAnaliticoPresu

# Municipio de Zempoala

Estado de Hidalgo

Análítico Mensual de Egresos Pagados por Fuente de Financiamiento al 31/dic./2021

(Cuentas con Movimientos)

(Cifras en pesos y centavos)

Fecha y

05:59 p. m.


Objeto del Gasto	Presupuesto Vigente	Ene	Feb	Mar	Abr	May	Jun	Jul	Ago	Sep	Oct	Nov	Dic	Total	Diferencia (Vigente - Total)
<b>10001 Recursos propios</b>															
<b>10000 SERVICIOS PERSONALES</b>	<b>\$32,000.00</b>	<b>\$0.00</b>	<b>\$0.00</b>	<b>\$1,740.00</b>	<b>\$6,960.00</b>	<b>\$0.00</b>	<b>\$3,500.00</b>	<b>\$0.00</b>	<b>\$0.00</b>	<b>\$0.00</b>	<b>\$0.00</b>	<b>\$0.00</b>	<b>\$19,800.00</b>	<b>\$32,000.00</b>	<b>\$0.00</b>
150000 Otras prestaciones sociales y	\$12,200.00	\$0.00	\$0.00	\$1,740.00	\$6,960.00	\$0.00	\$3,500.00	\$0.00	\$0.00	\$0.00	\$0.00	\$0.00	\$0.00	\$12,200.00	\$0.00
155000 Apoyos a la capacitación de los	\$12,200.00	\$0.00	\$0.00	\$1,740.00	\$6,960.00	\$0.00	\$3,500.00	\$0.00	\$0.00	\$0.00	\$0.00	\$0.00	\$0.00	\$12,200.00	\$0.00
155001 Capacitación a Personal	\$12,200.00	\$0.00	\$0.00	\$1,740.00	\$6,960.00	\$0.00	\$3,500.00	\$0.00	\$0.00	\$0.00	\$0.00	\$0.00	\$0.00	\$12,200.00	\$0.00
170000 Pago de estímulos a servidores	\$19,800.00	\$0.00	\$0.00	\$0.00	\$0.00	\$0.00	\$0.00	\$0.00	\$0.00	\$0.00	\$0.00	\$0.00	\$19,800.00	\$19,800.00	\$0.00
171000 Estímulos	\$19,800.00	\$0.00	\$0.00	\$0.00	\$0.00	\$0.00	\$0.00	\$0.00	\$0.00	\$0.00	\$0.00	\$0.00	\$19,800.00	\$19,800.00	\$0.00
171001 Estímulos personal	\$19,800.00	\$0.00	\$0.00	\$0.00	\$0.00	\$0.00	\$0.00	\$0.00	\$0.00	\$0.00	\$0.00	\$0.00	\$19,800.00	\$19,800.00	\$0.00
<b>20000 MATERIALES Y SUMINISTROS</b>	<b>\$14,341,236.36</b>	<b>\$521,506.59</b>	<b>\$1,312,048.56</b>	<b>\$1,875,104.15</b>	<b>\$1,907,938.17</b>	<b>\$2,613,822.59</b>	<b>\$712,349.31</b>	<b>\$963,233.64</b>	<b>\$825,655.46</b>	<b>\$924,761.12</b>	<b>\$902,636.80</b>	<b>\$1,446,228.76</b>	<b>\$526,466.43</b>	<b>\$14,331,971.58</b>	<b>\$9,264.78</b>
210000 Materiales de administración, emisión	\$2,286,488.62	\$162,195.45	\$348,364.74	\$163,204.40	\$390,348.44	\$191,718.60	\$124,081.01	\$356,836.88	\$10,348.36	\$335,765.08	\$23,338.28	\$40,309.00	\$139,978.40	\$2,286,488.62	\$0.00
211000 Materiales, útiles y equipos menores de	\$416,584.99	\$44,421.04	\$99,522.94	\$8,240.00	\$114,779.68	\$52,855.00	\$29,892.49	\$32,681.84	\$0.00	\$13,346.00	\$0.00	\$20,532.00	\$314.00	\$416,584.99	\$0.00
211001 Papelería y artículos de escritorio	\$320,445.99	\$9,853.04	\$91,534.94	\$120.00	\$110,719.68	\$52,855.00	\$29,892.49	\$20,617.84	\$0.00	\$4,539.00	\$0.00	\$0.00	\$314.00	\$320,445.99	\$0.00
211007 Muebles menores de oficina	\$96,139.00	\$34,568.00	\$7,988.00	\$8,120.00	\$4,060.00	\$0.00	\$0.00	\$12,064.00	\$0.00	\$8,807.00	\$0.00	\$20,532.00	\$0.00	\$96,139.00	\$0.00
212000 Materiales y útiles de impresión y	\$231,811.20	\$88,757.60	\$52,927.40	\$16,936.00	\$0.00	\$3,526.40	\$69,663.80	\$0.00	\$0.00	\$0.00	\$0.00	\$0.00	\$0.00	\$231,811.20	\$0.00
212001 Consumibles para equipo de cómputo y	\$231,811.20	\$88,757.60	\$52,927.40	\$16,936.00	\$0.00	\$3,526.40	\$69,663.80	\$0.00	\$0.00	\$0.00	\$0.00	\$0.00	\$0.00	\$231,811.20	\$0.00
214000 Materiales, útiles y equipos menores de	\$14,639.20	\$2,262.00	\$10,068.80	\$2,308.40	\$0.00	\$0.00	\$0.00	\$0.00	\$0.00	\$0.00	\$0.00	\$0.00	\$0.00	\$14,639.20	\$0.00
214001 Medios ópticos, magnéticos y de estado	\$8,050.40	\$2,262.00	\$5,788.40	\$0.00	\$0.00	\$0.00	\$0.00	\$0.00	\$0.00	\$0.00	\$0.00	\$0.00	\$0.00	\$8,050.40	\$0.00
214002 Equipos menores de cómputo y de T.I.	\$6,588.80	\$0.00	\$4,280.40	\$2,308.40	\$0.00	\$0.00	\$0.00	\$0.00	\$0.00	\$0.00	\$0.00	\$0.00	\$0.00	\$6,588.80	\$0.00
215000 Material impreso e información digital	\$1,255,069.36	\$0.00	\$174,278.40	\$130,500.00	\$148,724.76	\$121,800.00	\$0.00	\$300,950.40	\$0.00	\$237,208.40	\$0.00	\$17,603.00	\$124,004.40	\$1,255,069.36	\$0.00
215001 Material impreso o información digital	\$1,255,069.36	\$0.00	\$174,278.40	\$130,500.00	\$148,724.76	\$121,800.00	\$0.00	\$300,950.40	\$0.00	\$237,208.40	\$0.00	\$17,603.00	\$124,004.40	\$1,255,069.36	\$0.00
216000 Material de limpieza	\$228,629.87	\$26,754.61	\$11,567.20	\$5,220.00	\$40,194.00	\$8,433.20	\$24,524.72	\$23,204.64	\$10,348.36	\$37,210.66	\$23,338.28	\$2,174.00	\$15,660.00	\$228,629.87	\$0.00
216001 Artículos de limpieza	\$228,629.87	\$26,754.61	\$11,567.20	\$5,220.00	\$40,194.00	\$8,433.20	\$24,524.72	\$23,204.64	\$10,348.36	\$37,210.66	\$23,338.28	\$2,174.00	\$15,660.00	\$228,629.87	\$0.00
217000 Materiales y útiles de enseñanza	\$5,104.00	\$0.00	\$0.00	\$0.00	\$0.00	\$5,104.00	\$0.00	\$0.00	\$0.00	\$0.00	\$0.00	\$0.00	\$0.00	\$5,104.00	\$0.00
217001 Materiales y útiles de enseñanza	\$5,104.00	\$0.00	\$0.00	\$0.00	\$0.00	\$5,104.00	\$0.00	\$0.00	\$0.00	\$0.00	\$0.00	\$0.00	\$0.00	\$5,104.00	\$0.00
218000 Materiales para el registro e identificación	\$134,650.00	\$0.00	\$0.00	\$0.00	\$86,650.00	\$0.00	\$0.00	\$0.00	\$0.00	\$48,000.00	\$0.00	\$0.00	\$0.00	\$134,650.00	\$0.00
218001 Libros y hojas del registro civil	\$134,650.00	\$0.00	\$0.00	\$0.00	\$86,650.00	\$0.00	\$0.00	\$0.00	\$0.00	\$48,000.00	\$0.00	\$0.00	\$0.00	\$134,650.00	\$0.00
220000 Alimentos y utensilios	\$323,273.30	\$2,339.40	\$26,507.10	\$44,427.30	\$35,495.52	\$18,114.70	\$12,337.50	\$32,338.72	\$36,621.30	\$48,596.61	\$14,195.74	\$6,768.51	\$45,530.90	\$323,273.30	\$0.00
221000 Productos alimenticios para personas	\$323,273.30	\$2,339.40	\$26,507.10	\$44,427.30	\$35,495.52	\$18,114.70	\$12,337.50	\$32,338.72	\$36,621.30	\$48,596.61	\$14,195.74	\$6,768.51	\$45,530.90	\$323,273.30	\$0.00
221001 Alimentos para personal de P.M.	\$182,700.00	\$0.00	\$22,098.00	\$36,540.00	\$32,770.00	\$12,760.00	\$0.00	\$21,112.00	\$26,100.00	\$4,060.00	\$0.00	\$0.00	\$27,260.00	\$182,700.00	\$0.00
221004 Bienes de consumo	\$140,573.30	\$2,339.40	\$4,409.10	\$7,887.30	\$2,725.52	\$5,354.70	\$12,337.50	\$11,226.72	\$10,521.30	\$44,536.61	\$14,195.74	\$6,768.51	\$18,270.90	\$140,573.30	\$0.00
240000 Materiales y artículos de construcción y	\$6,392,420.36	\$146,891.27	\$971,647.75	\$1,040,867.87	\$1,087,279.63	\$1,866,839.47	\$145,454.13	\$27,266.52	\$262,635.51	\$150,870.25	\$357,433.06	\$611,166.12	\$14,802.00	\$6,383,155.58	\$9,264.78
246000 Material eléctrico y electrónico	\$5,286,760.41	\$8,073.60	\$361,761.74	\$840,592.34	\$1,064,489.82	\$1,941,134.60	\$11,275.20	\$8,044.40	\$148,530.45	\$97,634.46	\$186,080.61	\$601,448.41	\$8,430.00	\$5,277,495.63	\$9,264.78
246001 Material eléctrico para alumbrado y	\$5,285,822.52	\$8,073.60	\$361,761.74	\$840,592.34	\$1,064,489.82	\$1,941,134.60	\$11,275.20	\$8,044.40	\$148,530.45	\$96,696.57	\$186,080.61	\$601,448.41	\$8,430.00	\$5,276,557.74	\$9,264.78
246002 Material eléctrico para pozos de bombeo	\$937.89	\$0.00	\$0.00	\$0.00	\$0.00	\$0.00	\$0.00	\$0.00	\$0.00	\$937.89	\$0.00	\$0.00	\$0.00	\$937.89	\$0.00
247000 Artículos metálicos para la construcción	\$40,615.00	\$0.00	\$17,585.00	\$0.00	\$0.00	\$640.00	\$22,040.00	\$0.00	\$0.00	\$0.00	\$0.00	\$350.00	\$0.00	\$40,615.00	\$0.00
247001 Artículos Metálicos para la Construcción	\$40,615.00	\$0.00	\$17,585.00	\$0.00	\$0.00	\$640.00	\$22,040.00	\$0.00	\$0.00	\$0.00	\$0.00	\$350.00	\$0.00	\$40,615.00	\$0.00
248000 Materiales complementarios	\$7,192.00	\$7,192.00	\$0.00	\$0.00	\$0.00	\$0.00	\$0.00	\$0.00	\$0.00	\$0.00	\$0.00	\$0.00	\$0.00	\$7,192.00	\$0.00
249000 Otros materiales y artículos de	\$1,057,852.95	\$131,625.67	\$192,301.01	\$200,275.53	\$22,789.81	\$25,064.87	\$112,138.93	\$19,222.12	\$114,105.06	\$53,235.79	\$171,352.45	\$9,369.71	\$6,372.00	\$1,057,852.95	\$0.00



2020 - 2024



2020 - 2024



2020 - 2024



Municipio de Zempoala  
Estado de Hidalgo  
Analítico Mensual de Egresos Pagados por Fuente de Financiamiento al 31/dic./2021

Usu: supervisor  
rptAnalíticoPresu

(Cuentas con Movimientos)

Fecha y

05:59 p. m.

(Cifras en pesos y centavos)

Objeto del Gasto	Presupuesto Vigente	Ene	Feb	Mar	Abr	May	Jun	Jul	Ago	Sep	Oct	Nov	Dic	Total	Diferencia (Vigente - Total)
249001 Materiales para reparacion y	\$239,064.00	\$25,118.44	\$8,346.00	\$3,518.01	\$5,767.60	\$9,500.00	\$52,651.22	\$11,486.00	\$96,011.52	\$3,615.50	\$14,325.00	\$8,394.71	\$330.00	\$239,064.00	\$0.00
249002 Material para mantenimiento de redes de	\$298,580.55	\$42,069.23	\$69,715.01	\$43,601.52	\$17,022.21	\$9,184.87	\$59,207.71	\$7,086.12	\$18,093.54	\$19,924.29	\$5,659.05	\$975.00	\$6,042.00	\$298,580.55	\$0.00
249004 Material para rehabilitacion de calles,	\$520,208.40	\$64,438.00	\$114,240.00	\$153,156.00	\$0.00	\$6,380.00	\$280.00	\$650.00	\$0.00	\$29,696.00	\$151,368.40	\$0.00	\$0.00	\$520,208.40	\$0.00
250000 Productos químicos, farmacéuticos y	\$609,350.87	\$119,791.37	\$62,025.20	\$6,676.00	\$56,608.00	\$8,120.00	\$37,314.94	\$58,850.00	\$15,916.36	\$36,460.00	\$113,726.40	\$32,614.60	\$61,248.00	\$609,350.87	\$0.00
253000 Medicinas y productos farmacéuticos	\$51,769.00	\$3,890.00	\$0.00	\$0.00	\$2,500.00	\$0.00	\$0.00	\$1,430.00	\$0.00	\$1,660.00	\$7,006.40	\$29,714.60	\$5,568.00	\$51,769.00	\$0.00
253001 Medicamentos para presidencia municipal	\$51,289.00	\$3,890.00	\$0.00	\$2,500.00	\$0.00	\$0.00	\$0.00	\$1,430.00	\$0.00	\$1,660.00	\$7,006.40	\$29,234.60	\$5,568.00	\$51,289.00	\$0.00
253002 Oxígeno para ambulancias y enfermería	\$460.00	\$0.00	\$0.00	\$0.00	\$0.00	\$0.00	\$0.00	\$0.00	\$0.00	\$0.00	\$0.00	\$460.00	\$0.00	\$460.00	\$0.00
254000 Materiales, accesorios y suministros	\$287,301.87	\$115,901.37	\$62,025.20	\$4,176.00	\$4,408.00	\$8,120.00	\$37,314.94	\$36,540.00	\$15,916.36	\$0.00	\$0.00	\$2,900.00	\$0.00	\$287,301.87	\$0.00
259000 Otros productos químicos	\$270,280.00	\$0.00	\$0.00	\$0.00	\$52,200.00	\$0.00	\$0.00	\$20,880.00	\$0.00	\$34,800.00	\$106,720.00	\$0.00	\$55,680.00	\$270,280.00	\$0.00
259001 Materiales para cloracion de agua potable	\$270,280.00	\$0.00	\$0.00	\$0.00	\$52,200.00	\$0.00	\$0.00	\$20,880.00	\$0.00	\$34,800.00	\$106,720.00	\$0.00	\$55,680.00	\$270,280.00	\$0.00
260000 Combustibles, lubricantes y aditivos	\$3,357,168.13	\$30,559.28	\$114,669.84	\$477,513.97	\$307,308.59	\$406,449.42	\$337,627.73	\$381,269.92	\$257,976.33	\$233,056.54	\$359,992.54	\$285,529.04	\$165,215.13	\$3,357,168.13	\$0.00
261000 Combustibles, lubricantes y aditivos	\$3,357,168.13	\$30,559.28	\$114,669.84	\$477,513.97	\$307,308.59	\$406,449.42	\$337,627.73	\$381,269.92	\$257,976.33	\$233,056.54	\$359,992.54	\$285,529.04	\$165,215.13	\$3,357,168.13	\$0.00
261001 Combustibles y lubricantes para	\$3,357,168.13	\$30,559.28	\$114,669.84	\$477,513.97	\$307,308.59	\$406,449.42	\$337,627.73	\$381,269.92	\$257,976.33	\$233,056.54	\$359,992.54	\$285,529.04	\$165,215.13	\$3,357,168.13	\$0.00
270000 Vestuario, blancos, prendas de	\$841,323.58	\$28,161.00	\$7,400.00	\$5,359.20	\$0.00	\$3,640.00	\$6,588.00	\$8,760.40	\$36,764.60	\$24,158.38	\$6,438.00	\$424,154.00	\$89,800.00	\$841,323.58	\$0.00
271000 Vestuario y uniformes	\$527,321.00	\$1,985.00	\$3,340.00	\$4,292.00	\$0.00	\$0.00	\$730.00	\$0.00	\$1,460.00	\$0.00	\$0.00	\$424,154.00	\$89,800.00	\$527,321.00	\$0.00
271002 Prendas de trabajo	\$4,292.00	\$0.00	\$0.00	\$4,292.00	\$0.00	\$0.00	\$0.00	\$0.00	\$0.00	\$0.00	\$0.00	\$0.00	\$0.00	\$4,292.00	\$0.00
271004 Vestuario y uniformes	\$523,029.00	\$1,985.00	\$3,340.00	\$0.00	\$0.00	\$0.00	\$730.00	\$0.00	\$1,460.00	\$0.00	\$0.00	\$424,154.00	\$89,800.00	\$523,029.00	\$0.00
272000 Prendas de seguridad y protección	\$114,002.58	\$26,176.00	\$4,060.00	\$1,067.20	\$0.00	\$3,640.00	\$5,858.00	\$8,760.40	\$35,304.60	\$22,698.38	\$6,438.00	\$0.00	\$0.00	\$114,002.58	\$0.00
272001 Prendas de seguridad y protección	\$114,002.58	\$26,176.00	\$4,060.00	\$1,067.20	\$0.00	\$3,640.00	\$5,858.00	\$8,760.40	\$35,304.60	\$22,698.38	\$6,438.00	\$0.00	\$0.00	\$114,002.58	\$0.00
290000 Herramientas, refacciones y accesorios	\$731,211.50	\$31,568.82	\$181,434.13	\$137,055.41	\$30,897.99	\$18,940.40	\$48,946.00	\$97,911.20	\$5,593.00	\$95,854.28	\$27,512.78	\$45,685.49	\$9,812.50	\$731,211.50	\$0.00
291000 Herramientas menores	\$590,515.04	\$17,598.02	\$109,229.40	\$77,790.41	\$2,334.00	\$7,645.00	\$20,300.00	\$50,593.00	\$1,320.00	\$41,007.48	\$16,672.80	\$4,954.93	\$1,070.00	\$590,515.04	\$0.00
291001 Herramientas menores	\$590,515.04	\$17,598.02	\$109,229.40	\$77,790.41	\$2,334.00	\$7,645.00	\$20,300.00	\$50,593.00	\$1,320.00	\$41,007.48	\$16,672.80	\$4,954.93	\$1,070.00	\$590,515.04	\$0.00
292000 Refacciones y accesorios menores de	\$24,777.99	\$0.00	\$1,272.01	\$17,605.00	\$1,826.00	\$810.00	\$0.00	\$1,325.00	\$0.00	\$0.00	\$1,939.98	\$0.00	\$0.00	\$24,777.99	\$0.00
292001 Material para mantenimiento de	\$24,777.99	\$0.00	\$1,272.01	\$17,605.00	\$1,826.00	\$810.00	\$0.00	\$1,325.00	\$0.00	\$0.00	\$1,939.98	\$0.00	\$0.00	\$24,777.99	\$0.00
294000 Refacciones y accesorios menores de	\$32,480.92	\$7,238.40	\$15,534.72	\$3,178.00	\$1,950.00	\$2,435.00	\$200.00	\$0.00	\$152.80	\$0.00	\$813.00	\$125.00	\$854.00	\$32,480.92	\$0.00
294001 Accesorios para equipo de cómputo	\$32,480.92	\$7,238.40	\$15,534.72	\$3,178.00	\$1,950.00	\$2,435.00	\$200.00	\$0.00	\$152.80	\$0.00	\$813.00	\$125.00	\$854.00	\$32,480.92	\$0.00
296000 Refacciones y accesorios menores de	\$282,626.55	\$6,732.40	\$17,350.00	\$38,482.00	\$24,787.99	\$6,050.40	\$28,446.00	\$45,993.20	\$1,357.20	\$54,846.80	\$8,087.00	\$40,605.56	\$7,888.00	\$282,626.55	\$0.00
296001 Neumáticos y cámaras	\$282,626.55	\$6,732.40	\$17,350.00	\$38,482.00	\$24,787.99	\$6,050.40	\$28,446.00	\$45,993.20	\$1,357.20	\$54,846.80	\$8,087.00	\$40,605.56	\$7,888.00	\$282,626.55	\$0.00
298000 Refacciones y accesorios menores de	\$40,811.00	\$0.00	\$38,048.00	\$0.00	\$0.00	\$0.00	\$0.00	\$0.00	\$2,763.00	\$0.00	\$0.00	\$0.00	\$0.00	\$40,811.00	\$0.00
298001 Refacciones de maquinaria	\$40,811.00	\$0.00	\$38,048.00	\$0.00	\$0.00	\$0.00	\$0.00	\$0.00	\$2,763.00	\$0.00	\$0.00	\$0.00	\$0.00	\$40,811.00	\$0.00
300000 SERVICIOS GENERALES	\$11,884,131.66	\$354,033.74	\$859,030.41	\$805,118.65	\$634,109.82	\$770,584.00	\$627,530.36	\$771,347.24	\$718,736.90	\$1,222,275.36	\$1,134,413.17	\$1,343,229.11	\$2,643,722.80	\$11,884,131.66	\$0.00
310000 Servicios básicos	\$395,728.52	\$91,298.38	\$31,208.22	\$31,434.22	\$31,434.22	\$31,434.22	\$31,694.84	\$23,150.18	\$24,502.17	\$24,316.69	\$25,247.34	\$25,380.32	\$24,625.72	\$395,728.52	\$0.00
311000 Energía eléctrica	\$60,264.16	\$60,264.16	\$0.00	\$0.00	\$0.00	\$0.00	\$0.00	\$0.00	\$0.00	\$0.00	\$0.00	\$0.00	\$0.00	\$60,264.16	\$0.00
311001 Servicio de energía eléctrica	\$60,264.16	\$60,264.16	\$0.00	\$0.00	\$0.00	\$0.00	\$0.00	\$0.00	\$0.00	\$0.00	\$0.00	\$0.00	\$0.00	\$60,264.16	\$0.00
314000 Telefonía tradicional	\$332,514.78	\$31,034.22	\$31,208.22	\$31,034.22	\$31,434.22	\$31,034.22	\$31,434.22	\$23,150.18	\$23,747.17	\$23,916.69	\$24,847.34	\$25,048.36	\$24,625.72	\$332,514.78	\$0.00
314001 Servicio telefónico para Presidencia	\$332,514.78	\$31,034.22	\$31,208.22	\$31,034.22	\$31,434.22	\$31,034.22	\$31,434.22	\$23,150.18	\$23,747.17	\$23,916.69	\$24,847.34	\$25,048.36	\$24,625.72	\$332,514.78	\$0.00
315000 Telefonía celular	\$2,000.00	\$0.00	\$0.00	\$400.00	\$0.00	\$400.00	\$0.00	\$0.00	\$400.00	\$400.00	\$400.00	\$0.00	\$0.00	\$2,000.00	\$0.00
315001 Tiempo aire	\$2,000.00	\$0.00	\$0.00	\$400.00	\$0.00	\$400.00	\$0.00	\$0.00	\$400.00	\$400.00	\$400.00	\$0.00	\$0.00	\$2,000.00	\$0.00
318000 Servicios postales y telegráficos	\$947.58	\$0.00	\$0.00	\$0.00	\$0.00	\$0.00	\$260.62	\$0.00	\$355.00	\$0.00	\$0.00	\$331.96	\$0.00	\$947.58	\$0.00
318001 Servicio de paquetería	\$947.58	\$0.00	\$0.00	\$0.00	\$0.00	\$0.00	\$260.62	\$0.00	\$355.00	\$0.00	\$0.00	\$331.96	\$0.00	\$947.58	\$0.00







Municipio de Zempoala  
Estado de Hidalgo  
Análítico Mensual de Egresos Pagados por Fuente de Financiamiento al 31/dic./2021

Utr: supervisor  
rpiAnalíticoPresu


(Cuentas con Movimientos)

(Cifras en pesos y centavos)

Fecha y

05:59 p. m.


Objeto del Gasto	Presupuesto Vigente	Ene	Feb	Mar	Abr	May	Jun	Jul	Ago	Sep	Oct	Nov	Dic	Total	Diferencia (Vigente - Total)
320000 Servicios de arrendamiento	\$221,895.10	\$0.00	\$22,860.12	\$51,848.52	\$0.00	\$1,009.20	\$0.00	\$19,035.60	\$0.00	\$684.40	\$23,258.00	\$4,790.80	\$98,408.48	\$221,895.10	\$0.00
321000 Arrendamiento de terrenos	\$76,043.66	\$0.00	\$0.00	\$0.00	\$0.00	\$0.00	\$0.00	\$0.00	\$0.00	\$0.00	\$0.00	\$0.00	\$76,043.66	\$76,043.66	\$0.00
321001 Arrendamiento de terrenos	\$76,043.66	\$0.00	\$0.00	\$0.00	\$0.00	\$0.00	\$0.00	\$0.00	\$0.00	\$0.00	\$0.00	\$0.00	\$76,043.66	\$76,043.66	\$0.00
323000 Arrendamiento de mobiliario y equipo de	\$145,851.44	\$0.00	\$22,860.12	\$51,848.52	\$0.00	\$1,009.20	\$0.00	\$19,035.60	\$0.00	\$684.40	\$23,258.00	\$4,790.80	\$22,364.80	\$145,851.44	\$0.00
323001 Arrendamiento de equipo de fotocopiado	\$145,851.44	\$0.00	\$22,860.12	\$51,848.52	\$0.00	\$1,009.20	\$0.00	\$19,035.60	\$0.00	\$684.40	\$23,258.00	\$4,790.80	\$22,364.80	\$145,851.44	\$0.00
330000 Servicios profesionales, científicos,	\$1,225,969.83	\$16,211.00	\$129,728.00	\$81,270.00	\$98,726.70	\$253,645.00	\$32,000.00	\$68,958.49	\$106,924.40	\$80,768.00	\$90,671.64	\$129,272.80	\$157,792.80	\$1,225,969.83	\$0.00
331000 Servicios legales, de contabilidad,	\$94,656.00	\$0.00	\$0.00	\$0.00	\$0.00	\$0.00	\$0.00	\$0.00	\$28,768.00	\$28,768.00	\$0.00	\$0.00	\$37,120.00	\$94,656.00	\$0.00
331001 Servicios legales, de contabilidad,	\$94,656.00	\$0.00	\$0.00	\$0.00	\$0.00	\$0.00	\$0.00	\$0.00	\$28,768.00	\$28,768.00	\$0.00	\$0.00	\$37,120.00	\$94,656.00	\$0.00
333000 Servicios de consultoría administrativa,	\$1,109,573.83	\$16,211.00	\$129,728.00	\$81,270.00	\$98,726.70	\$251,905.00	\$32,000.00	\$68,958.49	\$78,156.40	\$32,000.00	\$90,671.64	\$109,272.80	\$120,672.80	\$1,109,573.83	\$0.00
333001 Asesoría y soporte de tecnologías de la	\$902,029.83	\$4,611.00	\$53,505.00	\$53,070.00	\$93,726.70	\$204,305.00	\$32,000.00	\$63,958.49	\$59,236.40	\$32,000.00	\$99,272.80	\$99,272.80	\$120,672.80	\$902,029.83	\$0.00
333003 Instrumentos Jurídico-Administrativos	\$207,544.00	\$11,600.00	\$76,224.00	\$28,200.00	\$5,000.00	\$47,600.00	\$0.00	\$5,000.00	\$18,920.00	\$0.00	\$5,000.00	\$10,000.00	\$0.00	\$207,544.00	\$0.00
334000 Servicios de capacitación	\$21,740.00	\$0.00	\$0.00	\$0.00	\$0.00	\$1,740.00	\$0.00	\$0.00	\$0.00	\$0.00	\$0.00	\$20,000.00	\$0.00	\$21,740.00	\$0.00
334001 Capacitación a personal	\$21,740.00	\$0.00	\$0.00	\$0.00	\$0.00	\$1,740.00	\$0.00	\$0.00	\$0.00	\$0.00	\$0.00	\$20,000.00	\$0.00	\$21,740.00	\$0.00
340000 Servicios financieros, bancarios y	\$302,721.65	\$0.00	\$41,066.16	\$16,728.20	\$5,433.04	\$3,892.84	\$4,394.35	\$4,603.45	\$6,363.88	\$182,047.07	\$4,486.49	\$5,150.71	\$28,855.46	\$302,721.65	\$0.00
341000 Servicios financieros y bancarios	\$76,926.48	\$0.00	\$17,289.68	\$16,728.20	\$5,433.04	\$3,892.84	\$4,394.35	\$4,603.45	\$6,363.88	\$3,523.27	\$4,486.49	\$5,150.71	\$5,060.57	\$76,926.48	\$0.00
341001 Comisiones bancarias	\$76,926.48	\$0.00	\$17,289.68	\$16,728.20	\$5,433.04	\$3,892.84	\$4,394.35	\$4,603.45	\$6,363.88	\$3,523.27	\$4,486.49	\$5,150.71	\$5,060.57	\$76,926.48	\$0.00
349000 Servicios financieros, bancarios y	\$225,795.17	\$0.00	\$23,776.48	\$0.00	\$0.00	\$0.00	\$0.00	\$0.00	\$0.00	\$178,523.80	\$0.00	\$0.00	\$23,494.89	\$225,795.17	\$0.00
349002 Seguros para vehículos	\$225,795.17	\$0.00	\$23,776.48	\$0.00	\$0.00	\$0.00	\$0.00	\$0.00	\$0.00	\$178,523.80	\$0.00	\$0.00	\$23,494.89	\$225,795.17	\$0.00
350000 Servicios de instalación, reparación,	\$4,157,113.65	\$228,747.76	\$219,432.40	\$517,481.65	\$460,781.16	\$399,122.36	\$308,440.27	\$275,036.32	\$515,250.81	\$227,937.22	\$334,145.06	\$275,733.34	\$395,005.30	\$4,157,113.65	\$0.00
351000 Conservación y mantenimiento menor de	\$47,117.00	\$23,896.00	\$0.00	\$0.00	\$0.00	\$0.00	\$5,800.00	\$900.00	\$16,240.00	\$0.00	\$0.00	\$281.00	\$0.00	\$47,117.00	\$0.00
351001 Reparación y mantenimiento de edificio	\$41,317.00	\$23,896.00	\$0.00	\$0.00	\$0.00	\$0.00	\$0.00	\$900.00	\$16,240.00	\$0.00	\$0.00	\$281.00	\$0.00	\$41,317.00	\$0.00
351002 Reparación y mantenimiento de calles y	\$5,800.00	\$0.00	\$0.00	\$0.00	\$0.00	\$0.00	\$5,800.00	\$0.00	\$0.00	\$0.00	\$0.00	\$0.00	\$0.00	\$5,800.00	\$0.00
352000 Instalación, reparación y mantenimiento	\$4,245.00	\$0.00	\$0.00	\$0.00	\$0.00	\$0.00	\$0.00	\$185.00	\$4,060.00	\$0.00	\$0.00	\$0.00	\$0.00	\$4,245.00	\$0.00
352001 Reparación y mantenimiento de equipo	\$4,245.00	\$0.00	\$0.00	\$0.00	\$0.00	\$0.00	\$0.00	\$185.00	\$4,060.00	\$0.00	\$0.00	\$0.00	\$0.00	\$4,245.00	\$0.00
353000 Instalación, reparación y mantenimiento	\$15,528.00	\$0.00	\$1,580.00	\$0.00	\$0.00	\$0.00	\$0.00	\$2,958.00	\$0.00	\$1,650.00	\$1,740.00	\$0.00	\$7,600.00	\$15,528.00	\$0.00
353001 Reparación y mantenimiento de equipo	\$15,528.00	\$0.00	\$1,580.00	\$0.00	\$0.00	\$0.00	\$0.00	\$2,958.00	\$0.00	\$1,650.00	\$1,740.00	\$0.00	\$7,600.00	\$15,528.00	\$0.00
355000 Reparación y mantenimiento de equipo	\$988,663.68	\$148,522.16	\$48,401.00	\$81,471.44	\$50,103.88	\$43,964.00	\$21,446.00	\$22,295.20	\$66,792.80	\$75,713.20	\$121,742.00	\$159,732.00	\$148,480.00	\$988,663.68	\$0.00
355001 Reparación y mantenimiento de	\$916,574.32	\$127,240.80	\$48,401.00	\$81,471.44	\$50,103.88	\$43,964.00	\$21,446.00	\$22,295.20	\$58,904.80	\$32,793.20	\$121,742.00	\$159,732.00	\$148,480.00	\$916,574.32	\$0.00
355002 Reparación y mantenimiento de	\$72,089.36	\$21,281.36	\$0.00	\$0.00	\$0.00	\$0.00	\$0.00	\$0.00	\$7,888.00	\$42,920.00	\$0.00	\$0.00	\$0.00	\$72,089.36	\$0.00
357000 Instalación, reparación y mantenimiento	\$1,709,679.61	\$56,329.60	\$56,909.60	\$280,288.33	\$293,723.60	\$248,063.68	\$159,616.00	\$136,430.00	\$309,504.00	\$34,220.00	\$88,774.80	\$8,120.00	\$37,700.00	\$1,709,679.61	\$0.00
357001 Reparación y mantenimiento de	\$1,581,395.21	\$56,329.60	\$56,909.60	\$256,345.93	\$285,023.50	\$239,943.68	\$149,756.00	\$124,830.00	\$309,504.00	\$20,880.00	\$52,292.80	\$0.00	\$29,580.00	\$1,581,395.21	\$0.00
357002 Reparación y mantenimiento de	\$128,284.40	\$0.00	\$0.00	\$23,942.40	\$8,700.00	\$8,120.00	\$9,860.00	\$11,600.00	\$0.00	\$13,340.00	\$36,482.00	\$8,120.00	\$8,120.00	\$128,284.40	\$0.00
358000 Servicios de limpieza y manejo de	\$1,391,880.36	\$0.00	\$112,541.80	\$155,721.88	\$116,953.68	\$107,094.68	\$121,578.27	\$112,268.12	\$118,654.01	\$116,354.02	\$121,888.26	\$107,600.34	\$201,225.30	\$1,391,880.36	\$0.00
358001 Servicios de limpieza y manejo de	\$1,391,880.36	\$0.00	\$112,541.80	\$155,721.88	\$116,953.68	\$107,094.68	\$121,578.27	\$112,268.12	\$118,654.01	\$116,354.02	\$121,888.26	\$107,600.34	\$201,225.30	\$1,391,880.36	\$0.00
360000 Servicios de comunicación social y	\$214,518.00	\$0.00	\$70,917.00	\$0.00	\$0.00	\$39,440.00	\$0.00	\$23,200.00	\$0.00	\$56,840.00	\$0.00	\$9,860.00	\$14,261.00	\$214,518.00	\$0.00
361000 Difusión por radio, televisión y otros	\$160,404.00	\$0.00	\$16,803.00	\$0.00	\$0.00	\$39,440.00	\$0.00	\$23,200.00	\$0.00	\$56,840.00	\$0.00	\$9,860.00	\$14,261.00	\$160,404.00	\$0.00
361001 Prensa y publicidad	\$100,340.00	\$0.00	\$0.00	\$0.00	\$0.00	\$39,440.00	\$0.00	\$0.00	\$0.00	\$0.00	\$56,840.00	\$4,060.00	\$0.00	\$100,340.00	\$0.00
361002 Impresiones y publicaciones oficiales	\$60,064.00	\$0.00	\$16,803.00	\$0.00	\$0.00	\$0.00	\$0.00	\$23,200.00	\$0.00	\$0.00	\$0.00	\$5,800.00	\$14,261.00	\$60,064.00	\$0.00
363000 Servicios de creatividad, preproducción y	\$54,114.00	\$0.00	\$54,114.00	\$0.00	\$0.00	\$0.00	\$0.00	\$0.00	\$0.00	\$0.00	\$0.00	\$0.00	\$0.00	\$54,114.00	\$0.00
363001 Servicios de creatividad	\$54,114.00	\$0.00	\$54,114.00	\$0.00	\$0.00	\$0.00	\$0.00	\$0.00	\$0.00	\$0.00	\$0.00	\$0.00	\$0.00	\$54,114.00	\$0.00



2020 - 2024



2020 - 2024



2020 - 2024



Usr: supervisor  
rptAnalíticoPresu

Municipio de Zempoala  
Estado de Hidalgo  
Analítico Mensual de Egresos Pagados por Fuente de Financiamiento al 31/dic./2021

(Cuentas con Movimientos)

Fecha y

05:59 p. m.

(Cifras en pesos y centavos)

Objeto del Gasto	Presupuesto Vigente	Ene	Feb	Mar	Abr	May	Jun	Jul	Ago	Sep	Oct	Nov	Dic	Total	Diferencia (Vigente - Total)
370000 Servicios de traslado y viáticos	\$188,600.49	\$1,475.00	\$53,635.95	\$49,996.74	\$9,631.48	\$12,106.00	\$10,060.32	\$12,489.00	\$85.00	\$5,346.00	\$3,691.00	\$5,665.00	\$24,419.00	\$188,600.49	\$0.00
375000 Viáticos en el país	\$188,600.49	\$1,475.00	\$53,635.95	\$49,996.74	\$9,631.48	\$12,106.00	\$10,060.32	\$12,489.00	\$85.00	\$5,346.00	\$3,691.00	\$5,665.00	\$24,419.00	\$188,600.49	\$0.00
375001 Viáticos al personal de P.M.	\$188,600.49	\$1,475.00	\$53,635.95	\$49,996.74	\$9,631.48	\$12,106.00	\$10,060.32	\$12,489.00	\$85.00	\$5,346.00	\$3,691.00	\$5,665.00	\$24,419.00	\$188,600.49	\$0.00
380000 Servicios oficiales	\$4,767,842.74	\$8,161.60	\$75,278.00	\$36,055.68	\$27,167.68	\$25,169.80	\$220,491.00	\$335,822.56	\$46,748.00	\$720,692.04	\$990,135.88	\$883,944.32	\$1,798,156.18	\$4,767,842.74	\$0.00
381000 Gastos de ceremonial	\$440,782.60	\$0.00	\$0.00	\$0.00	\$0.00	\$0.00	\$0.00	\$0.00	\$0.00	\$375,840.00	\$33,379.00	\$31,563.60	\$0.00	\$440,782.60	\$0.00
381001 Informe de Gobierno Municipal	\$440,782.60	\$0.00	\$0.00	\$0.00	\$0.00	\$0.00	\$0.00	\$0.00	\$0.00	\$375,840.00	\$33,379.00	\$31,563.60	\$0.00	\$440,782.60	\$0.00
382000 Gastos de orden social y cultural	\$4,327,060.14	\$8,161.60	\$75,278.00	\$36,055.68	\$27,167.68	\$25,169.80	\$220,491.00	\$335,822.56	\$46,748.00	\$344,852.04	\$556,756.88	\$852,380.72	\$1,798,156.18	\$4,327,060.14	\$0.00
382001 Festividades públicas	\$3,063,125.14	\$0.00	\$44,546.00	\$18,112.80	\$13,540.68	\$0.00	\$211,120.00	\$328,412.56	\$0.00	\$285,012.00	\$503,420.88	\$107,956.00	\$1,551,004.22	\$3,063,125.14	\$0.00
382002 Eventos de orden social	\$458,133.40	\$8,161.60	\$30,732.00	\$11,368.00	\$9,567.00	\$11,368.00	\$7,372.00	\$6,120.00	\$37,584.00	\$48,240.04	\$7,594.00	\$83,041.00	\$207,863.96	\$458,133.40	\$0.00
382003 Eventos de orden cultural	\$805,801.60	\$0.00	\$0.00	\$6,574.88	\$4,060.00	\$6,574.88	\$24,700.00	\$1,999.00	\$9,164.00	\$11,600.00	\$45,742.00	\$661,383.72	\$39,288.00	\$805,801.60	\$0.00
390000 Otros servicios generales	\$409,743.68	\$8,120.00	\$214,903.56	\$20,303.64	\$935.64	\$4,764.58	\$20,449.58	\$9,051.64	\$18,862.64	\$483.94	\$5,937.76	\$3,431.82	\$102,498.88	\$409,743.68	\$0.00
392000 Impuestos y derechos	\$409,743.68	\$8,120.00	\$214,903.56	\$20,303.64	\$935.64	\$4,764.58	\$20,449.58	\$9,051.64	\$18,862.64	\$483.94	\$5,937.76	\$3,431.82	\$102,498.88	\$409,743.68	\$0.00
392001 Placas tenencias y verificaciones	\$40,183.00	\$0.00	\$30,593.00	\$0.00	\$0.00	\$0.00	\$3,176.00	\$0.00	\$4,550.00	\$0.00	\$1,864.00	\$0.00	\$0.00	\$40,183.00	\$0.00
392002 Derechos, productos y aprovechamientos	\$369,560.68	\$8,120.00	\$184,310.56	\$20,303.64	\$935.64	\$4,764.58	\$17,273.58	\$9,051.64	\$14,312.64	\$483.94	\$4,073.76	\$3,431.82	\$102,498.88	\$369,560.68	\$0.00
400000 TRANSFERENCIAS	\$40,361,882.94	\$5,376,153.78	\$3,758,352.43	\$3,515,450.07	\$3,856,099.96	\$6,215,277.99	\$2,589,445.76	\$2,777,375.98	\$2,398,027.87	\$2,116,816.05	\$1,963,380.95	\$2,039,761.21	\$3,191,042.89	\$39,796,184.94	\$565,698.00
410000 Transferencias Internas y asignaciones	\$66,750.00	\$0.00	\$0.00	\$0.00	\$0.00	\$0.00	\$0.00	\$0.00	\$0.00	\$0.00	\$0.00	\$0.00	\$66,750.00	\$66,750.00	\$0.00
414000 Asignaciones presupuestarias a Órganos	\$66,750.00	\$0.00	\$0.00	\$0.00	\$0.00	\$0.00	\$0.00	\$0.00	\$0.00	\$0.00	\$0.00	\$0.00	\$66,750.00	\$66,750.00	\$0.00
414001 Subsidio Sistema Municipal Para el	\$66,750.00	\$0.00	\$0.00	\$0.00	\$0.00	\$0.00	\$0.00	\$0.00	\$0.00	\$0.00	\$0.00	\$0.00	\$66,750.00	\$66,750.00	\$0.00
440000 Ayudas sociales	\$40,295,132.94	\$5,375,153.78	\$3,758,352.43	\$3,515,450.07	\$3,856,099.96	\$6,215,277.99	\$2,589,445.76	\$2,777,375.98	\$2,398,027.87	\$2,116,816.05	\$1,963,380.95	\$2,039,761.21	\$3,124,292.89	\$39,729,434.94	\$565,698.00
441000 Ayudas sociales a personas	\$38,190,595.69	\$5,360,704.92	\$3,707,129.57	\$3,032,923.87	\$3,548,456.50	\$6,033,553.29	\$2,548,554.76	\$2,568,869.53	\$2,348,466.55	\$1,826,264.05	\$1,783,411.95	\$1,989,464.21	\$2,877,098.49	\$37,624,897.69	\$565,698.00
441002 Estímulos para contribuyentes	\$5,411,719.66	\$4,134,789.72	\$739,515.40	\$369,001.28	\$0.00	\$0.00	\$0.00	\$0.00	\$0.00	\$0.00	\$0.00	\$24,784.05	\$143,629.21	\$5,411,719.66	\$0.00
441003 Ayudas a funerales	\$732,056.00	\$165,020.00	\$76,120.00	\$48,270.00	\$25,299.00	\$46,038.00	\$8,120.00	\$29,500.00	\$82,890.00	\$57,200.00	\$66,270.00	\$61,299.00	\$66,030.00	\$732,056.00	\$0.00
441004 Apoyos a Estudiantes	\$614,781.35	\$16,300.00	\$189,400.00	\$93,037.46	\$20,697.00	\$60,581.00	\$60,200.00	\$15,200.00	\$23,598.00	\$15,700.00	\$26,500.00	\$71,900.00	\$21,667.89	\$614,781.35	\$0.00
441006 Ayudas para actividades deportivas	\$222,522.38	\$0.00	\$0.00	\$0.00	\$3,500.00	\$0.00	\$0.00	\$11,610.00	\$29,093.00	\$9,459.98	\$58,090.00	\$66,919.40	\$22,522.38	\$0.00	
441007 Apoyos a comunidades	\$24,685,216.00	\$732,813.60	\$2,354,913.22	\$1,470,139.67	\$3,166,464.50	\$4,270,710.03	\$2,155,617.42	\$2,103,531.88	\$1,949,742.36	\$1,137,387.93	\$1,181,829.69	\$1,469,070.63	\$2,127,496.87	\$24,119,518.00	\$565,698.00
441008 Apoyos a personas de escasos recursos	\$4,423,525.20	\$145,851.60	\$147,753.40	\$753,031.94	\$171,107.18	\$1,439,974.70	\$234,108.84	\$211,024.30	\$92,596.00	\$481,594.63	\$295,742.96	\$191,574.93	\$259,164.72	\$4,423,525.20	\$0.00
441009 Apoyo Para Gastos Medicos	\$2,100,775.10	\$166,130.00	\$199,427.55	\$299,443.52	\$161,388.82	\$216,249.56	\$90,508.50	\$198,003.35	\$170,547.19	\$124,921.51	\$154,989.30	\$103,916.00	\$215,249.60	\$2,100,775.10	\$0.00
443000 Ayudas sociales a instituciones de	\$400,024.94	\$0.00	\$0.00	\$0.00	\$200,971.14	\$0.00	\$0.00	\$0.00	\$1,000.00	\$9,100.00	\$1,800.00	\$17,360.00	\$169,793.60	\$400,024.94	\$0.00
443001 Apoyos a instituciones educativas	\$400,024.94	\$0.00	\$0.00	\$0.00	\$200,971.14	\$0.00	\$0.00	\$0.00	\$1,000.00	\$9,100.00	\$1,800.00	\$17,360.00	\$169,793.60	\$400,024.94	\$0.00
444000 Ayudas sociales a actividades científicas	\$49,879.00	\$0.00	\$5,000.00	\$0.00	\$17,000.00	\$0.00	\$1,999.00	\$25,880.00	\$0.00	\$0.00	\$0.00	\$0.00	\$0.00	\$49,879.00	\$0.00
444001 Ayudas sociales a actividades científicas	\$49,879.00	\$0.00	\$5,000.00	\$0.00	\$17,000.00	\$0.00	\$1,999.00	\$25,880.00	\$0.00	\$0.00	\$0.00	\$0.00	\$0.00	\$49,879.00	\$0.00
445000 Ayudas sociales a instituciones sin fines	\$1,654,633.31	\$14,448.86	\$51,222.86	\$477,526.20	\$106,672.32	\$164,724.70	\$38,892.00	\$182,626.45	\$48,561.32	\$281,452.00	\$178,169.00	\$32,937.00	\$77,400.60	\$1,654,633.31	\$0.00
445001 Apoyos a instituciones del Sector Salud	\$1,654,633.31	\$14,448.86	\$51,222.86	\$477,526.20	\$106,672.32	\$164,724.70	\$38,892.00	\$182,626.45	\$48,561.32	\$281,452.00	\$178,169.00	\$32,937.00	\$77,400.60	\$1,654,633.31	\$0.00
500000 BIENES MUEBLES, INMUEBLES E	\$5,045,991.70	\$3,919,904.00	\$64,985.52	\$472,222.06	\$18,548.40	\$82,408.00	\$234,784.00	\$136,232.72	\$0.00	\$56,287.00	\$50,460.00	\$6,380.00	\$21,780.00	\$5,045,991.70	\$0.00
510000 Mobiliario y equipo de administración	\$636,774.20	\$149,408.00	\$50,613.12	\$164,440.00	\$18,548.40	\$27,608.00	\$114,840.00	\$75,397.68	\$0.00	\$1,999.00	\$6,380.00	\$7,540.00	\$636,774.20	\$0.00	
511000 Muebles de oficina y estantería	\$198,766.00	\$21,460.00	\$7,714.00	\$6,960.00	\$0.00	\$27,608.00	\$99,180.00	\$28,304.00	\$0.00	\$0.00	\$0.00	\$7,540.00	\$198,766.00	\$0.00	
511001 Mobiliario de oficina	\$198,766.00	\$21,460.00	\$7,714.00	\$6,960.00	\$0.00	\$27,608.00	\$99,180.00	\$28,304.00	\$0.00	\$0.00	\$0.00	\$7,540.00	\$198,766.00	\$0.00	
512000 Muebles, excepto de oficina y estantería	\$15,660.00	\$0.00	\$0.00	\$0.00	\$0.00	\$0.00	\$15,660.00	\$0.00	\$0.00	\$0.00	\$0.00	\$0.00	\$15,660.00	\$0.00	
512001 Muebles excepto de oficina y estantería	\$15,660.00	\$0.00	\$0.00	\$0.00	\$0.00	\$0.00	\$15,660.00	\$0.00	\$0.00	\$0.00	\$0.00	\$0.00	\$15,660.00	\$0.00	
513000 Bienes artísticos, culturales y científicos	\$1,999.00	\$0.00	\$0.00	\$0.00	\$0.00	\$0.00	\$0.00	\$0.00	\$0.00	\$1,999.00	\$0.00	\$0.00	\$1,999.00	\$0.00	



2020 - 2024

2020 - 2024





Municipio de Zempoala  
Estado de Hidalgo  
Analítico Mensual de Egresos Pagados por Fuente de Financiamiento al 31/dic./2021

Usr: supervisor  
rplAnalíticoPresu

(Cuentas con Movimientos)


Fecha y

05:59 p. m.

(Cifras en pesos y centavos)

Objeto del Gasto	Presupuesto Vigente	Ene	Feb	Mar	Abr	May	Jun	Jul	Ago	Sep	Oct	Nov	Dic	Total	Diferencia (Vigente - Total)
513001 Bienes artísticos, culturales y científicos	\$1,999.00	\$0.00	\$0.00	\$0.00	\$0.00	\$0.00	\$0.00	\$0.00	\$0.00	\$1,999.00	\$0.00	\$0.00	\$0.00	\$1,999.00	\$0.00
515000 Equipo de cómputo y de tecnología de la	\$420,349.20	\$127,948.00	\$42,899.12	\$177,480.00	\$18,548.40	\$0.00	\$0.00	\$47,093.68	\$0.00	\$0.00	\$0.00	\$6,380.00	\$0.00	\$420,349.20	\$0.00
515001 Equipo de cómputo	\$420,349.20	\$127,948.00	\$42,899.12	\$177,480.00	\$18,548.40	\$0.00	\$0.00	\$47,093.68	\$0.00	\$0.00	\$0.00	\$6,380.00	\$0.00	\$420,349.20	\$0.00
520000 Mobiliario y equipo educacional y	\$117,102.00	\$0.00	\$0.00	\$100,862.00	\$0.00	\$0.00	\$0.00	\$0.00	\$0.00	\$0.00	\$0.00	\$0.00	\$16,240.00	\$117,102.00	\$0.00
521000 Equipos y aparatos audiovisuales	\$25,868.00	\$0.00	\$0.00	\$9,628.00	\$0.00	\$0.00	\$0.00	\$0.00	\$0.00	\$0.00	\$0.00	\$0.00	\$16,240.00	\$25,868.00	\$0.00
521001 Circuito cerrado de televisión	\$25,868.00	\$0.00	\$0.00	\$9,628.00	\$0.00	\$0.00	\$0.00	\$0.00	\$0.00	\$0.00	\$0.00	\$0.00	\$16,240.00	\$25,868.00	\$0.00
523000 Cámaras fotográficas y de video	\$91,234.00	\$0.00	\$0.00	\$91,234.00	\$0.00	\$0.00	\$0.00	\$0.00	\$0.00	\$0.00	\$0.00	\$0.00	\$0.00	\$91,234.00	\$0.00
523001 Cámaras fotográficas y de video	\$91,234.00	\$0.00	\$0.00	\$91,234.00	\$0.00	\$0.00	\$0.00	\$0.00	\$0.00	\$0.00	\$0.00	\$0.00	\$0.00	\$91,234.00	\$0.00
530000 Equipo e instrumental médico y de	\$102,595.04	\$0.00	\$0.00	\$6,960.00	\$0.00	\$34,800.00	\$0.00	\$60,835.04	\$0.00	\$0.00	\$0.00	\$0.00	\$0.00	\$102,595.04	\$0.00
531000 Equipo médico y de laboratorio	\$102,595.04	\$0.00	\$0.00	\$6,960.00	\$0.00	\$34,800.00	\$0.00	\$60,835.04	\$0.00	\$0.00	\$0.00	\$0.00	\$0.00	\$102,595.04	\$0.00
531001 Equipo médico y de laboratorio	\$102,595.04	\$0.00	\$0.00	\$6,960.00	\$0.00	\$34,800.00	\$0.00	\$60,835.04	\$0.00	\$0.00	\$0.00	\$0.00	\$0.00	\$102,595.04	\$0.00
560000 Maquinaria, otros equipos y	\$419,024.46	\$0.00	\$14,372.40	\$179,960.00	\$0.00	\$0.00	\$119,944.00	\$0.00	\$0.00	\$54,288.00	\$50,460.00	\$0.00	\$0.00	\$419,024.46	\$0.00
562000 Maquinaria y equipo industrial	\$19,488.00	\$0.00	\$0.00	\$0.00	\$0.00	\$0.00	\$0.00	\$0.00	\$0.00	\$19,488.00	\$0.00	\$0.00	\$0.00	\$19,488.00	\$0.00
562001 Maquinaria y equipo industrial	\$19,488.00	\$0.00	\$0.00	\$0.00	\$0.00	\$0.00	\$0.00	\$0.00	\$0.00	\$19,488.00	\$0.00	\$0.00	\$0.00	\$19,488.00	\$0.00
567000 Herramientas y máquinas-herramienta	\$258,956.06	\$0.00	\$0.00	\$53,752.06	\$0.00	\$0.00	\$119,944.00	\$0.00	\$0.00	\$34,800.00	\$50,460.00	\$0.00	\$0.00	\$258,956.06	\$0.00
567001 Herramientas mayores	\$258,956.06	\$0.00	\$0.00	\$53,752.06	\$0.00	\$0.00	\$119,944.00	\$0.00	\$0.00	\$34,800.00	\$50,460.00	\$0.00	\$0.00	\$258,956.06	\$0.00
569000 Otros equipos	\$140,580.40	\$0.00	\$14,372.40	\$126,208.00	\$0.00	\$0.00	\$0.00	\$0.00	\$0.00	\$0.00	\$0.00	\$0.00	\$0.00	\$140,580.40	\$0.00
569001 Otros equipos	\$140,580.40	\$0.00	\$14,372.40	\$126,208.00	\$0.00	\$0.00	\$0.00	\$0.00	\$0.00	\$0.00	\$0.00	\$0.00	\$0.00	\$140,580.40	\$0.00
580000 Bienes inmuebles	\$3,770,496.00	\$3,770,496.00	\$0.00	\$0.00	\$0.00	\$0.00	\$0.00	\$0.00	\$0.00	\$0.00	\$0.00	\$0.00	\$0.00	\$3,770,496.00	\$0.00
581000 Terrenos	\$3,770,496.00	\$3,770,496.00	\$0.00	\$0.00	\$0.00	\$0.00	\$0.00	\$0.00	\$0.00	\$0.00	\$0.00	\$0.00	\$0.00	\$3,770,496.00	\$0.00
581001 Terrenos	\$3,770,496.00	\$3,770,496.00	\$0.00	\$0.00	\$0.00	\$0.00	\$0.00	\$0.00	\$0.00	\$0.00	\$0.00	\$0.00	\$0.00	\$3,770,496.00	\$0.00
600000 INVERSION PUBLICA	\$2,188,576.19	\$0.00	\$0.00	\$0.00	\$767,884.43	\$728,421.00	\$0.00	\$0.00	\$0.00	\$478,511.59	\$0.00	\$0.00	\$213,759.17	\$2,188,576.19	\$0.00
610000 Obra pública en bienes de dominio	\$1,710,064.60	\$0.00	\$0.00	\$0.00	\$767,884.43	\$728,421.00	\$0.00	\$0.00	\$0.00	\$0.00	\$0.00	\$0.00	\$213,759.17	\$1,710,064.60	\$0.00
613000 Construcción de obras para el	\$213,759.17	\$0.00	\$0.00	\$0.00	\$0.00	\$0.00	\$0.00	\$0.00	\$0.00	\$0.00	\$0.00	\$0.00	\$213,759.17	\$213,759.17	\$0.00
613108 REPO-083/2021-005 Construcción de	\$213,759.17	\$0.00	\$0.00	\$0.00	\$0.00	\$0.00	\$0.00	\$0.00	\$0.00	\$0.00	\$0.00	\$0.00	\$213,759.17	\$213,759.17	\$0.00
614000 División de terrenos y construcción de	\$1,496,305.43	\$0.00	\$0.00	\$0.00	\$767,884.43	\$728,421.00	\$0.00	\$0.00	\$0.00	\$0.00	\$0.00	\$0.00	\$0.00	\$1,496,305.43	\$0.00
614184 PMZ-REPO-083/2021-001 Construcción	\$767,884.43	\$0.00	\$0.00	\$0.00	\$767,884.43	\$0.00	\$0.00	\$0.00	\$0.00	\$0.00	\$0.00	\$0.00	\$0.00	\$767,884.43	\$0.00
614185 REPO-083/2021-002 Pavimentación	\$728,421.00	\$0.00	\$0.00	\$0.00	\$0.00	\$728,421.00	\$0.00	\$0.00	\$0.00	\$0.00	\$0.00	\$0.00	\$0.00	\$728,421.00	\$0.00
620000 Obra pública en bienes propios	\$478,511.59	\$0.00	\$0.00	\$0.00	\$0.00	\$0.00	\$0.00	\$0.00	\$0.00	\$478,511.59	\$0.00	\$0.00	\$0.00	\$478,511.59	\$0.00
622000 Edificación no habitacional	\$478,511.59	\$0.00	\$0.00	\$0.00	\$0.00	\$0.00	\$0.00	\$0.00	\$0.00	\$478,511.59	\$0.00	\$0.00	\$0.00	\$478,511.59	\$0.00
622007 REPO-083/2021-003 Remodelación de	\$478,511.59	\$0.00	\$0.00	\$0.00	\$0.00	\$0.00	\$0.00	\$0.00	\$0.00	\$478,511.59	\$0.00	\$0.00	\$0.00	\$478,511.59	\$0.00
800000 PARTICIPACIONES Y	\$1,223,147.52	\$0.00	\$0.00	\$42,037.00	\$879,628.52	\$0.00	\$0.00	\$0.00	\$0.00	\$0.00	\$0.00	\$0.00	\$301,482.00	\$1,223,147.52	\$0.00
850000 Convenios	\$1,223,147.52	\$0.00	\$0.00	\$42,037.00	\$879,628.52	\$0.00	\$0.00	\$0.00	\$0.00	\$0.00	\$0.00	\$0.00	\$301,482.00	\$1,223,147.52	\$0.00
851000 Convenios de reasignación	\$1,223,147.52	\$0.00	\$0.00	\$42,037.00	\$879,628.52	\$0.00	\$0.00	\$0.00	\$0.00	\$0.00	\$0.00	\$0.00	\$301,482.00	\$1,223,147.52	\$0.00
851010 Cooperación PRODER	\$343,519.00	\$0.00	\$0.00	\$42,037.00	\$0.00	\$0.00	\$0.00	\$0.00	\$0.00	\$0.00	\$0.00	\$0.00	\$301,482.00	\$343,519.00	\$0.00
851011 Cooperación PROAGUA	\$879,628.52	\$0.00	\$0.00	\$0.00	\$879,628.52	\$0.00	\$0.00	\$0.00	\$0.00	\$0.00	\$0.00	\$0.00	\$0.00	\$879,628.52	\$0.00
<b>Recursos propios</b>	<b>\$75,076,966.37</b>	<b>\$10,170,596.11</b>	<b>\$5,994,416.92</b>	<b>\$6,711,671.93</b>	<b>\$8,071,169.40</b>	<b>\$10,390,513.58</b>	<b>\$4,167,609.43</b>	<b>\$4,648,169.58</b>	<b>\$3,742,620.23</b>	<b>\$4,798,651.12</b>	<b>\$4,050,890.92</b>	<b>\$4,835,599.08</b>	<b>\$6,920,073.29</b>	<b>\$74,502,003.59</b>	<b>\$574,962.78</b>

10003 Fondo para la Estabilización de los Ingresos de las Entidades Federativas





Usr: supervisor  
rpiAnaliticoPresu

Municipio de Zempoala  
Estado de Hidalgo  
Analítico Mensual de Egresos Pagados por Fuente de Financiamiento al 31/dic./2021

(Cuentas con Movimientos)  
(Cifras en pesos y centavos)

Fecha y  
05:59 p. m.

Objeto del Gasto	Presupuesto Vigente	Ene	Feb	Mar	Abr	May	Jun	Jul	Ago	Sep	Oct	Nov	Dic	Total	Diferencia (Vigente - Total)
600000 INVERSION PUBLICA	\$750,973.48	\$0.00	\$0.00	\$0.00	\$0.00	\$0.00	\$0.00	\$0.00	\$0.00	\$0.00	\$0.00	\$0.00	\$0.00	\$0.00	\$750,973.48
610000 Obra pública en bienes de dominio	\$750,973.48	\$0.00	\$0.00	\$0.00	\$0.00	\$0.00	\$0.00	\$0.00	\$0.00	\$0.00	\$0.00	\$0.00	\$0.00	\$0.00	\$750,973.48
614000 División de terrenos y construcción de	\$750,973.48	\$0.00	\$0.00	\$0.00	\$0.00	\$0.00	\$0.00	\$0.00	\$0.00	\$0.00	\$0.00	\$0.00	\$0.00	\$0.00	\$750,973.48
614168 PMZ 083-ZEM/FEIEF-001	\$170,973.48	\$0.00	\$0.00	\$0.00	\$0.00	\$0.00	\$0.00	\$0.00	\$0.00	\$0.00	\$0.00	\$0.00	\$0.00	\$0.00	\$170,973.48
614169 PMZ 083-ZEM/FEIEF-002 Calle Linda	\$580,000.00	\$0.00	\$0.00	\$0.00	\$0.00	\$0.00	\$0.00	\$0.00	\$0.00	\$0.00	\$0.00	\$0.00	\$0.00	\$0.00	\$580,000.00
Fondo para la Estabilización de los	\$750,973.48	\$0.00	\$0.00	\$0.00	\$0.00	\$0.00	\$0.00	\$0.00	\$0.00	\$0.00	\$0.00	\$0.00	\$0.00	\$0.00	\$750,973.48

10004 Fondo de fiscalización y recaudación

200000 MATERIALES Y SUMINISTROS	\$972,373.71	\$0.00	\$128,760.00	\$63,800.00	\$34,800.00	\$0.00	\$84,390.00	\$108,839.32	\$0.00	\$108,266.28	\$0.00	\$131,961.96	\$141,926.00	\$802,743.56	\$169,630.15
210000 Materiales de administración, emisión	\$972,373.71	\$0.00	\$128,760.00	\$63,800.00	\$34,800.00	\$0.00	\$84,390.00	\$108,839.32	\$0.00	\$108,266.28	\$0.00	\$131,961.96	\$141,926.00	\$802,743.56	\$169,630.15
211000 Materiales, útiles y equipos menores de	\$229,114.15	\$0.00	\$0.00	\$0.00	\$0.00	\$0.00	\$0.00	\$50,642.12	\$0.00	\$62,341.88	\$0.00	\$62,500.00	\$0.00	\$175,484.00	\$53,630.15
211001 Papelería y artículos de escritorio	\$229,114.15	\$0.00	\$0.00	\$0.00	\$0.00	\$0.00	\$0.00	\$50,642.12	\$0.00	\$62,341.88	\$0.00	\$62,500.00	\$0.00	\$175,484.00	\$53,630.15
212000 Materiales y útiles de impresión y	\$263,309.56	\$0.00	\$0.00	\$0.00	\$0.00	\$0.00	\$0.00	\$58,197.20	\$0.00	\$45,924.40	\$0.00	\$63,661.96	\$95,526.00	\$263,309.56	\$0.00
212001 Consumibles para equipo de cómputo y	\$263,309.56	\$0.00	\$0.00	\$0.00	\$0.00	\$0.00	\$0.00	\$58,197.20	\$0.00	\$45,924.40	\$0.00	\$63,661.96	\$95,526.00	\$263,309.56	\$0.00
215000 Material impreso e información digital	\$479,950.00	\$0.00	\$128,760.00	\$63,800.00	\$34,800.00	\$0.00	\$84,390.00	\$0.00	\$0.00	\$0.00	\$0.00	\$5,800.00	\$46,400.00	\$363,950.00	\$116,000.00
215001 Material impreso o información digital	\$479,950.00	\$0.00	\$128,760.00	\$63,800.00	\$34,800.00	\$0.00	\$84,390.00	\$0.00	\$0.00	\$0.00	\$0.00	\$5,800.00	\$46,400.00	\$363,950.00	\$116,000.00
300000 SERVICIOS GENERALES	\$365,507.35	\$16,350.92	\$14,529.66	\$0.00	\$63,555.49	\$32,033.64	\$35,219.76	\$44,882.99	\$33,436.77	\$0.00	\$65,988.63	\$4,870.84	\$54,638.65	\$365,507.35	\$0.00
320000 Servicios de arrendamiento	\$360,636.51	\$16,350.92	\$14,529.66	\$0.00	\$63,555.49	\$32,033.64	\$35,219.76	\$44,882.99	\$33,436.77	\$0.00	\$65,988.63	\$0.00	\$54,638.65	\$360,636.51	\$0.00
323000 Arrendamiento de mobiliario y equipo de	\$360,636.51	\$16,350.92	\$14,529.66	\$0.00	\$63,555.49	\$32,033.64	\$35,219.76	\$44,882.99	\$33,436.77	\$0.00	\$65,988.63	\$0.00	\$54,638.65	\$360,636.51	\$0.00
323001 Arrendamiento de equipo de fotocopiado	\$360,636.51	\$16,350.92	\$14,529.66	\$0.00	\$63,555.49	\$32,033.64	\$35,219.76	\$44,882.99	\$33,436.77	\$0.00	\$65,988.63	\$0.00	\$54,638.65	\$360,636.51	\$0.00
350000 Servicios de instalación, reparación,	\$4,870.84	\$0.00	\$0.00	\$0.00	\$0.00	\$0.00	\$0.00	\$0.00	\$0.00	\$0.00	\$0.00	\$4,870.84	\$0.00	\$4,870.84	\$0.00
353000 Instalación, reparación y mantenimiento	\$4,870.84	\$0.00	\$0.00	\$0.00	\$0.00	\$0.00	\$0.00	\$0.00	\$0.00	\$0.00	\$0.00	\$4,870.84	\$0.00	\$4,870.84	\$0.00
353001 Reparación y mantenimiento de equipo	\$4,870.84	\$0.00	\$0.00	\$0.00	\$0.00	\$0.00	\$0.00	\$0.00	\$0.00	\$0.00	\$0.00	\$4,870.84	\$0.00	\$4,870.84	\$0.00
Fondo de fiscalización y recaudación	\$1,337,881.06	\$16,350.92	\$143,289.66	\$63,800.00	\$98,355.49	\$32,033.64	\$119,609.76	\$153,722.31	\$33,436.77	\$108,266.28	\$65,988.63	\$136,832.80	\$196,564.65	\$1,168,250.91	\$169,630.15

10005 Fondo General de Participaciones

100000 SERVICIOS PERSONALES	\$34,208,133.04	\$2,324,196.00	\$2,386,368.00	\$2,351,636.00	\$2,664,206.00	\$2,463,929.04	\$2,359,576.00	\$2,391,727.00	\$2,364,169.00	\$2,400,254.00	\$2,416,830.00	\$2,595,610.00	\$7,182,018.00	\$33,900,519.04	\$307,614.00
110000 Remuneraciones al personal de	\$27,077,784.04	\$2,190,880.00	\$2,255,963.00	\$2,243,228.00	\$2,245,404.00	\$2,249,914.04	\$2,246,814.00	\$2,255,879.00	\$2,297,925.00	\$2,262,148.00	\$2,266,811.00	\$2,290,278.00	\$2,272,740.00	\$27,077,784.04	\$0.00
113000 Sueldos base al personal permanente	\$27,077,784.04	\$2,190,880.00	\$2,255,963.00	\$2,243,228.00	\$2,245,404.00	\$2,249,914.04	\$2,246,814.00	\$2,255,879.00	\$2,297,925.00	\$2,262,148.00	\$2,266,811.00	\$2,290,278.00	\$2,272,740.00	\$27,077,784.04	\$0.00
113001 Sueldos para el personal de P.M.	\$27,077,784.04	\$2,190,880.00	\$2,255,963.00	\$2,243,228.00	\$2,245,404.00	\$2,249,914.04	\$2,246,814.00	\$2,255,879.00	\$2,297,925.00	\$2,262,148.00	\$2,266,811.00	\$2,290,278.00	\$2,272,740.00	\$27,077,784.04	\$0.00
130000 Remuneraciones adicionales y	\$5,160,599.00	\$22,934.00	\$21,010.00	\$0.00	\$310,394.00	\$0.00	\$2,832.00	\$27,203.00	\$11,280.00	\$0.00	\$16,000.00	\$0.00	\$4,748,946.00	\$5,160,599.00	\$0.00
132000 Primas de vacaciones, dominical y	\$5,128,186.00	\$6,263.00	\$10,018.00	\$0.00	\$310,394.00	\$0.00	\$2,832.00	\$22,453.00	\$11,280.00	\$0.00	\$16,000.00	\$0.00	\$4,748,946.00	\$5,128,186.00	\$0.00
132002 Aguinaldos para el personal de P.M.	\$4,632,978.00	\$2,684.00	\$6,588.00	\$0.00	\$0.00	\$0.00	\$2,832.00	\$22,453.00	\$11,280.00	\$0.00	\$16,000.00	\$0.00	\$4,571,141.00	\$4,632,978.00	\$0.00
132005 Prima vacacional	\$488,199.00	\$0.00	\$0.00	\$0.00	\$310,394.00	\$0.00	\$0.00	\$0.00	\$0.00	\$0.00	\$0.00	\$0.00	\$177,805.00	\$488,199.00	\$0.00
132006 Vacaciones	\$7,009.00	\$3,579.00	\$3,430.00	\$0.00	\$0.00	\$0.00	\$0.00	\$0.00	\$0.00	\$0.00	\$0.00	\$0.00	\$0.00	\$7,009.00	\$0.00
133000 Horas extraordinarias	\$945.00	\$567.00	\$378.00	\$0.00	\$0.00	\$0.00	\$0.00	\$0.00	\$0.00	\$0.00	\$0.00	\$0.00	\$0.00	\$945.00	\$0.00
133001 Horas extras	\$945.00	\$567.00	\$378.00	\$0.00	\$0.00	\$0.00	\$0.00	\$0.00	\$0.00	\$0.00	\$0.00	\$0.00	\$0.00	\$945.00	\$0.00
134000 Compensaciones	\$31,468.00	\$16,104.00	\$10,614.00	\$0.00	\$0.00	\$0.00	\$0.00	\$4,750.00	\$0.00	\$0.00	\$0.00	\$0.00	\$0.00	\$31,468.00	\$0.00







Municipio de Zempoala  
Estado de Hidalgo  
Análítico Mensual de Egresos Pagados por Fuente de Financiamiento al 31/dic./2021

Usr: supervisor  
rplAnalíticoPresu

(Cuentas con Movimientos)  
(Cifras en pesos y centavos)

Fecha y  
05:59 p. m.

Objeto del Gasto	Presupuesto Vigente	Ene	Feb	Mar	Abr	May	Jun	Jul	Ago	Sep	Oct	Nov	Dic	Total	Diferencia (Vigente - Total)
134001 Compensaciones	\$31,468.00	\$16,104.00	\$10,614.00	\$0.00	\$0.00	\$0.00	\$0.00	\$4,750.00	\$0.00	\$0.00	\$0.00	\$0.00	\$0.00	\$31,468.00	\$0.00
150000 Otras prestaciones sociales y	\$1,969,750.00	\$1,110,382.00	\$109,395.00	\$108,408.00	\$108,408.00	\$214,015.00	\$109,930.00	\$108,645.00	\$54,964.00	\$138,106.00	\$134,219.00	\$305,332.00	\$160,332.00	\$1,682,136.00	\$307,614.00
152000 Indemnizaciones	\$30,000.00	\$0.00	\$0.00	\$0.00	\$0.00	\$0.00	\$0.00	\$0.00	\$0.00	\$30,000.00	\$0.00	\$0.00	\$0.00	\$30,000.00	\$0.00
152001 Indemnizaciones	\$30,000.00	\$0.00	\$0.00	\$0.00	\$0.00	\$0.00	\$0.00	\$0.00	\$0.00	\$30,000.00	\$0.00	\$0.00	\$0.00	\$30,000.00	\$0.00
154000 Prestaciones contractuales	\$1,387,136.00	\$110,382.00	\$109,395.00	\$108,408.00	\$108,408.00	\$114,015.00	\$109,930.00	\$108,645.00	\$54,964.00	\$108,106.00	\$134,219.00	\$160,332.00	\$160,332.00	\$1,387,136.00	\$0.00
154001 Quinquenio para personal de base	\$490,986.00	\$38,882.00	\$38,545.00	\$38,208.00	\$38,208.00	\$43,815.00	\$39,730.00	\$39,095.00	\$19,864.00	\$46,769.00	\$54,332.00	\$54,332.00	\$54,332.00	\$490,986.00	\$0.00
154002 Despensa para personal de base	\$896,150.00	\$71,500.00	\$70,850.00	\$70,200.00	\$70,200.00	\$70,200.00	\$70,200.00	\$69,550.00	\$35,100.00	\$68,900.00	\$87,450.00	\$106,000.00	\$106,000.00	\$896,150.00	\$0.00
159000 Otras prestaciones sociales y económicas	\$552,614.00	\$0.00	\$0.00	\$0.00	\$0.00	\$100,000.00	\$0.00	\$0.00	\$0.00	\$0.00	\$0.00	\$145,000.00	\$0.00	\$245,000.00	\$307,614.00
159001 Liquidaciones	\$552,614.00	\$0.00	\$0.00	\$0.00	\$0.00	\$100,000.00	\$0.00	\$0.00	\$0.00	\$0.00	\$0.00	\$145,000.00	\$0.00	\$245,000.00	\$307,614.00
<b>300000 SERVICIOS GENERALES</b>	<b>\$965,421.00</b>	<b>\$0.00</b>	<b>\$66,362.61</b>	<b>\$68,309.19</b>	<b>\$67,297.01</b>	<b>\$76,673.83</b>	<b>\$67,427.81</b>	<b>\$67,489.38</b>	<b>\$68,492.46</b>	<b>\$67,665.57</b>	<b>\$67,865.00</b>	<b>\$68,478.33</b>	<b>\$68,708.75</b>	<b>\$754,769.94</b>	<b>\$210,651.06</b>
390000 Otros servicios generales	\$965,421.00	\$0.00	\$66,362.61	\$68,309.19	\$67,297.01	\$76,673.83	\$67,427.81	\$67,489.38	\$68,492.46	\$67,665.57	\$67,865.00	\$68,478.33	\$68,708.75	\$754,769.94	\$210,651.06
398000 Impuesto sobre nóminas y otros que se	\$965,421.00	\$0.00	\$66,362.61	\$68,309.19	\$67,297.01	\$76,673.83	\$67,427.81	\$67,489.38	\$68,492.46	\$67,665.57	\$67,865.00	\$68,478.33	\$68,708.75	\$754,769.94	\$210,651.06
398001 Impuesto estatal sobre nóminas	\$965,421.00	\$0.00	\$66,362.61	\$68,309.19	\$67,297.01	\$76,673.83	\$67,427.81	\$67,489.38	\$68,492.46	\$67,665.57	\$67,865.00	\$68,478.33	\$68,708.75	\$754,769.94	\$210,651.06
<b>600000 INVERSION PUBLICA</b>	<b>\$141,604.42</b>	<b>\$0.00</b>	<b>\$0.00</b>	<b>\$0.00</b>	<b>\$0.00</b>	<b>\$0.00</b>	<b>\$0.00</b>	<b>\$0.00</b>	<b>\$0.00</b>	<b>\$0.00</b>	<b>\$0.00</b>	<b>\$0.00</b>	<b>\$0.00</b>	<b>\$0.00</b>	<b>\$141,604.42</b>
610000 Obra pública en bienes de dominio	\$141,604.42	\$0.00	\$0.00	\$0.00	\$0.00	\$0.00	\$0.00	\$0.00	\$0.00	\$0.00	\$0.00	\$0.00	\$0.00	\$0.00	\$141,604.42
614000 División de terrenos y construcción de	\$141,604.42	\$0.00	\$0.00	\$0.00	\$0.00	\$0.00	\$0.00	\$0.00	\$0.00	\$0.00	\$0.00	\$0.00	\$0.00	\$0.00	\$141,604.42
614191 PMZ 083-ZEM/FGP Calle Santo Tomas	\$141,604.42	\$0.00	\$0.00	\$0.00	\$0.00	\$0.00	\$0.00	\$0.00	\$0.00	\$0.00	\$0.00	\$0.00	\$0.00	\$0.00	\$141,604.42
<b>Fondo General de Participaciones</b>	<b>\$35,315,158.46</b>	<b>\$2,324,196.00</b>	<b>\$2,452,730.61</b>	<b>\$2,419,945.19</b>	<b>\$2,731,503.01</b>	<b>\$2,540,602.87</b>	<b>\$2,427,003.81</b>	<b>\$2,459,216.38</b>	<b>\$2,432,661.46</b>	<b>\$2,467,919.57</b>	<b>\$2,484,695.00</b>	<b>\$2,664,088.33</b>	<b>\$7,250,726.75</b>	<b>\$34,655,288.98</b>	<b>\$659,869.48</b>

**10007 FONDO DE COMPENSACION**

200000 MATERIALES Y SUMINISTROS	\$83,466.97	\$0.00	\$0.00	\$0.00	\$0.00	\$0.00	\$0.00	\$0.00	\$0.00	\$0.00	\$0.00	\$0.00	\$0.00	\$0.00	\$83,466.97
210000 Materiales de administración, emisión	\$83,466.97	\$0.00	\$0.00	\$0.00	\$0.00	\$0.00	\$0.00	\$0.00	\$0.00	\$0.00	\$0.00	\$0.00	\$0.00	\$0.00	\$83,466.97
211000 Materiales, útiles y equipos menores de	\$83,466.97	\$0.00	\$0.00	\$0.00	\$0.00	\$0.00	\$0.00	\$0.00	\$0.00	\$0.00	\$0.00	\$0.00	\$0.00	\$0.00	\$83,466.97
211001 Papelería y artículos de escritorio	\$83,466.97	\$0.00	\$0.00	\$0.00	\$0.00	\$0.00	\$0.00	\$0.00	\$0.00	\$0.00	\$0.00	\$0.00	\$0.00	\$0.00	\$83,466.97
<b>FONDO DE COMPENSACION</b>	<b>\$83,466.97</b>	<b>\$0.00</b>	<b>\$0.00</b>	<b>\$0.00</b>	<b>\$0.00</b>	<b>\$0.00</b>	<b>\$0.00</b>	<b>\$0.00</b>	<b>\$0.00</b>	<b>\$0.00</b>	<b>\$0.00</b>	<b>\$0.00</b>	<b>\$0.00</b>	<b>\$0.00</b>	<b>\$83,466.97</b>

**10008 FORTAMUN-DF**


100000 SERVICIOS PERSONALES	\$12,097,877.35	\$683,026.00	\$749,874.00	\$778,013.00	\$895,369.00	\$1,997,853.00	\$1,041,165.00	\$932,554.00	\$736,166.00	\$755,099.00	\$730,032.00	\$715,155.00	\$2,083,551.35	\$12,097,877.35	\$0.00
110000 Remuneraciones al personal de	\$8,840,530.00	\$682,254.00	\$749,874.00	\$778,013.00	\$747,251.00	\$748,053.00	\$771,898.00	\$780,922.00	\$736,166.00	\$726,566.00	\$712,699.00	\$715,155.00	\$691,679.00	\$8,840,530.00	\$0.00
113000 Sueldos base al personal permanente	\$8,840,530.00	\$682,254.00	\$749,874.00	\$778,013.00	\$747,251.00	\$748,053.00	\$771,898.00	\$780,922.00	\$736,166.00	\$726,566.00	\$712,699.00	\$715,155.00	\$691,679.00	\$8,840,530.00	\$0.00
113002 Sueldos para el personal de S.P.	\$1,601,874.00	\$772.00	\$0.00	\$0.00	\$148,138.00	\$7,200.00	\$26,667.00	\$36,632.00	\$0.00	\$28,533.00	\$17,333.00	\$0.00	\$1,336,599.00	\$1,601,874.00	\$0.00
130000 Remuneraciones adicionales y	\$1,601,874.00	\$772.00	\$0.00	\$0.00	\$148,138.00	\$7,200.00	\$26,667.00	\$36,632.00	\$0.00	\$28,533.00	\$17,333.00	\$0.00	\$1,336,599.00	\$1,601,874.00	\$0.00
132000 Primas de vacaciones, dominical y	\$1,601,874.00	\$772.00	\$0.00	\$0.00	\$148,138.00	\$7,200.00	\$26,667.00	\$36,632.00	\$0.00	\$28,533.00	\$17,333.00	\$0.00	\$1,336,599.00	\$1,601,874.00	\$0.00
132003 Aguinaldos para el personal de S.P.	\$1,461,826.00	\$463.00	\$0.00	\$0.00	\$24,533.00	\$5,333.00	\$24,000.00	\$36,632.00	\$0.00	\$28,533.00	\$17,333.00	\$0.00	\$1,324,999.00	\$1,461,826.00	\$0.00
132005 Prima vacacional	\$128,540.00	\$0.00	\$0.00	\$0.00	\$116,940.00	\$0.00	\$0.00	\$0.00	\$0.00	\$0.00	\$0.00	\$0.00	\$11,600.00	\$128,540.00	\$0.00
132006 Vacaciones	\$11,508.00	\$309.00	\$0.00	\$0.00	\$6,665.00	\$1,867.00	\$2,667.00	\$0.00	\$0.00	\$0.00	\$0.00	\$0.00	\$0.00	\$11,508.00	\$0.00
150000 Otras prestaciones sociales y	\$1,655,473.35	\$0.00	\$0.00	\$0.00	\$0.00	\$1,242,600.00	\$242,600.00	\$115,000.00	\$0.00	\$0.00	\$0.00	\$0.00	\$55,273.35	\$1,655,473.35	\$0.00
152000 Indemnizaciones	\$1,000,000.00	\$0.00	\$0.00	\$0.00	\$0.00	\$1,000,000.00	\$0.00	\$0.00	\$0.00	\$0.00	\$0.00	\$0.00	\$0.00	\$1,000,000.00	\$0.00



2020 - 2024



2020 - 2024



2020 - 2024



Municipio de Zempoala  
Estado de Hidalgo  
Análítico Mensual de Egresos Pagados por Fuente de Financiamiento al 31/dic./2021

Usu: supervisor  
rptAnalíticoPresu

(Cuentas con Movimientos)  
(Cifras en pesos y centavos)

Fecha y

05:59 p. m.

Objeto del Gasto	Presupuesto Vigente	Ene	Feb	Mar	Abr	May	Jun	Jul	Ago	Sep	Oct	Nov	Dic	Total	Diferencia (Vigente - Total)
152001 Indemnizaciones	\$1,000,000.00	\$0.00	\$0.00	\$0.00	\$0.00	\$1,000,000.00	\$0.00	\$0.00	\$0.00	\$0.00	\$0.00	\$0.00	\$0.00	\$1,000,000.00	\$0.00
155000 Apoyos a la capacitación de los	\$540,473.35	\$0.00	\$0.00	\$0.00	\$0.00	\$242,600.00	\$242,600.00	\$0.00	\$0.00	\$0.00	\$0.00	\$0.00	\$55,273.35	\$540,473.35	\$0.00
155001 Capacitación a Personal	\$540,473.35	\$0.00	\$0.00	\$0.00	\$0.00	\$242,600.00	\$242,600.00	\$0.00	\$0.00	\$0.00	\$0.00	\$0.00	\$55,273.35	\$540,473.35	\$0.00
159000 Otras prestaciones sociales y económicas	\$115,000.00	\$0.00	\$0.00	\$0.00	\$0.00	\$0.00	\$0.00	\$115,000.00	\$0.00	\$0.00	\$0.00	\$0.00	\$0.00	\$115,000.00	\$0.00
159001 Liquidaciones	\$115,000.00	\$0.00	\$0.00	\$0.00	\$0.00	\$0.00	\$0.00	\$115,000.00	\$0.00	\$0.00	\$0.00	\$0.00	\$0.00	\$115,000.00	\$0.00
<b>200000 MATERIALES Y SUMINISTROS</b>	<b>\$3,397,154.42</b>	<b>\$192,864.77</b>	<b>\$83,007.35</b>	<b>\$482,807.38</b>	<b>\$231,895.94</b>	<b>\$266,772.90</b>	<b>\$225,723.09</b>	<b>\$628,018.64</b>	<b>\$269,484.15</b>	<b>\$174,816.57</b>	<b>\$241,627.20</b>	<b>\$275,214.83</b>	<b>\$181,845.34</b>	<b>\$3,254,078.16</b>	<b>\$143,076.26</b>
210000 Materiales de administración, emisión	\$11,450.00	\$0.00	\$0.00	\$0.00	\$0.00	\$0.00	\$0.00	\$0.00	\$11,450.00	\$0.00	\$0.00	\$0.00	\$0.00	\$11,450.00	\$0.00
214000 Materiales, útiles y equipos menores de	\$11,450.00	\$0.00	\$0.00	\$0.00	\$0.00	\$0.00	\$0.00	\$0.00	\$11,450.00	\$0.00	\$0.00	\$0.00	\$0.00	\$11,450.00	\$0.00
214002 Equipos menores de cómputo y de T.I.	\$11,450.00	\$0.00	\$0.00	\$0.00	\$0.00	\$0.00	\$0.00	\$0.00	\$11,450.00	\$0.00	\$0.00	\$0.00	\$0.00	\$11,450.00	\$0.00
240000 Materiales y artículos de construcción y	\$143,076.26	\$0.00	\$0.00	\$0.00	\$0.00	\$0.00	\$0.00	\$0.00	\$11,450.00	\$0.00	\$0.00	\$0.00	\$0.00	\$11,450.00	\$0.00
246000 Material eléctrico y electrónico	\$143,076.26	\$0.00	\$0.00	\$0.00	\$0.00	\$0.00	\$0.00	\$0.00	\$0.00	\$0.00	\$0.00	\$0.00	\$0.00	\$0.00	\$143,076.26
246001 Material eléctrico para alumbrado y	\$143,076.26	\$0.00	\$0.00	\$0.00	\$0.00	\$0.00	\$0.00	\$0.00	\$0.00	\$0.00	\$0.00	\$0.00	\$0.00	\$0.00	\$143,076.26
260000 Combustibles, lubricantes y aditivos	\$2,470,772.64	\$192,864.77	\$44,475.35	\$452,415.38	\$216,465.94	\$211,082.90	\$209,970.29	\$214,565.64	\$199,166.17	\$174,816.57	\$203,194.26	\$179,514.83	\$172,240.54	\$2,470,772.64	\$0.00
261000 Combustibles, lubricantes y aditivos	\$2,470,772.64	\$192,864.77	\$44,475.35	\$452,415.38	\$216,465.94	\$211,082.90	\$209,970.29	\$214,565.64	\$199,166.17	\$174,816.57	\$203,194.26	\$179,514.83	\$172,240.54	\$2,470,772.64	\$0.00
261002 Combustibles y lubricantes para	\$2,470,772.64	\$192,864.77	\$44,475.35	\$452,415.38	\$216,465.94	\$211,082.90	\$209,970.29	\$214,565.64	\$199,166.17	\$174,816.57	\$203,194.26	\$179,514.83	\$172,240.54	\$2,470,772.64	\$0.00
270000 Vestuario, blancos, prendas de	\$591,026.00	\$0.00	\$37,352.00	\$0.00	\$0.00	\$46,290.00	\$0.00	\$411,684.00	\$0.00	\$0.00	\$0.00	\$95,700.00	\$0.00	\$591,026.00	\$0.00
271000 Vestuario y uniformes	\$502,164.00	\$0.00	\$0.00	\$0.00	\$0.00	\$0.00	\$0.00	\$406,464.00	\$0.00	\$0.00	\$0.00	\$95,700.00	\$0.00	\$502,164.00	\$0.00
271001 Uniformes para personal de seguridad	\$502,164.00	\$0.00	\$0.00	\$0.00	\$0.00	\$0.00	\$0.00	\$406,464.00	\$0.00	\$0.00	\$0.00	\$95,700.00	\$0.00	\$502,164.00	\$0.00
272000 Prendas de seguridad y protección	\$88,862.00	\$0.00	\$37,352.00	\$0.00	\$0.00	\$46,290.00	\$0.00	\$5,220.00	\$0.00	\$0.00	\$0.00	\$0.00	\$0.00	\$88,862.00	\$0.00
272001 Prendas de seguridad y protección	\$88,862.00	\$0.00	\$37,352.00	\$0.00	\$0.00	\$46,290.00	\$0.00	\$5,220.00	\$0.00	\$0.00	\$0.00	\$0.00	\$0.00	\$88,862.00	\$0.00
280000 Materiales y suministros para seguridad	\$86,257.14	\$0.00	\$0.00	\$30,392.00	\$0.00	\$0.00	\$0.00	\$0.00	\$0.00	\$0.00	\$35,865.14	\$0.00	\$0.00	\$86,257.14	\$0.00
282000 Materiales de seguridad pública	\$35,865.14	\$0.00	\$0.00	\$0.00	\$0.00	\$0.00	\$0.00	\$0.00	\$0.00	\$0.00	\$35,865.14	\$0.00	\$0.00	\$35,865.14	\$0.00
282001 Materiales de seguridad	\$35,865.14	\$0.00	\$0.00	\$0.00	\$0.00	\$0.00	\$0.00	\$0.00	\$0.00	\$0.00	\$35,865.14	\$0.00	\$0.00	\$35,865.14	\$0.00
283000 Prendas de protección para seguridad	\$30,392.00	\$0.00	\$0.00	\$30,392.00	\$0.00	\$0.00	\$0.00	\$0.00	\$0.00	\$0.00	\$0.00	\$0.00	\$0.00	\$30,392.00	\$0.00
283001 Prendas de protección	\$30,392.00	\$0.00	\$0.00	\$30,392.00	\$0.00	\$0.00	\$0.00	\$0.00	\$0.00	\$0.00	\$0.00	\$0.00	\$0.00	\$30,392.00	\$0.00
290000 Herramientas, refacciones y accesorios	\$114,572.38	\$0.00	\$1,180.00	\$0.00	\$15,430.00	\$9,400.00	\$15,752.80	\$1,769.00	\$58,867.98	\$0.00	\$2,567.80	\$0.00	\$9,604.80	\$114,572.38	\$0.00
291000 Herramientas menores	\$9,860.00	\$0.00	\$0.00	\$0.00	\$0.00	\$0.00	\$0.00	\$0.00	\$9,860.00	\$0.00	\$0.00	\$0.00	\$0.00	\$9,860.00	\$0.00
291001 Herramientas menores	\$9,860.00	\$0.00	\$0.00	\$0.00	\$0.00	\$0.00	\$0.00	\$0.00	\$9,860.00	\$0.00	\$0.00	\$0.00	\$0.00	\$9,860.00	\$0.00
296000 Refacciones y accesorios menores de	\$104,712.38	\$0.00	\$1,180.00	\$0.00	\$15,430.00	\$9,400.00	\$15,752.80	\$1,769.00	\$49,007.98	\$0.00	\$2,567.80	\$0.00	\$9,604.80	\$104,712.38	\$0.00
296001 Neumáticos y cámaras	\$104,712.38	\$0.00	\$1,180.00	\$0.00	\$15,430.00	\$9,400.00	\$15,752.80	\$1,769.00	\$49,007.98	\$0.00	\$2,567.80	\$0.00	\$9,604.80	\$104,712.38	\$0.00
<b>300000 SERVICIOS GENERALES</b>	<b>\$15,649,315.07</b>	<b>\$60,956.86</b>	<b>\$1,256,607.79</b>	<b>\$1,237,740.41</b>	<b>\$1,172,702.68</b>	<b>\$1,271,034.83</b>	<b>\$1,089,897.08</b>	<b>\$1,321,568.27</b>	<b>\$1,205,333.95</b>	<b>\$1,528,062.93</b>	<b>\$1,035,979.51</b>	<b>\$1,408,736.76</b>	<b>\$1,711,649.29</b>	<b>\$14,289,370.06</b>	<b>\$1,349,945.01</b>
310000 Servicios básicos	\$13,644,415.97	\$0.00	\$1,044,509.09	\$1,042,160.92	\$1,009,815.49	\$1,170,020.26	\$1,016,663.49	\$1,163,116.32	\$1,044,396.78	\$1,178,890.81	\$916,391.51	\$1,338,620.80	\$1,519,930.83	\$12,444,516.30	\$1,199,899.67
311000 Energía eléctrica	\$13,644,415.97	\$0.00	\$1,044,509.09	\$1,042,160.92	\$1,009,815.49	\$1,170,020.26	\$1,016,663.49	\$1,163,116.32	\$1,044,396.78	\$1,178,890.81	\$916,391.51	\$1,338,620.80	\$1,519,930.83	\$12,444,516.30	\$1,199,899.67
311001 Servicio de energía eléctrica	\$13,644,415.97	\$0.00	\$1,044,509.09	\$1,042,160.92	\$1,009,815.49	\$1,170,020.26	\$1,016,663.49	\$1,163,116.32	\$1,044,396.78	\$1,178,890.81	\$916,391.51	\$1,338,620.80	\$1,519,930.83	\$12,444,516.30	\$1,199,899.67
320000 Servicios de arrendamiento	\$60,958.00	\$0.00	\$11,948.00	\$5,278.00	\$5,278.00	\$3,654.00	\$5,568.00	\$4,872.00	\$4,872.00	\$4,872.00	\$4,872.00	\$4,872.00	\$4,872.00	\$60,958.00	\$0.00
327000 Arrendamiento de activos intangibles	\$60,958.00	\$0.00	\$11,948.00	\$5,278.00	\$5,278.00	\$3,654.00	\$5,568.00	\$4,872.00	\$4,872.00	\$4,872.00	\$4,872.00	\$4,872.00	\$4,872.00	\$60,958.00	\$0.00
327001 Arrendamiento de activos intangibles	\$60,958.00	\$0.00	\$11,948.00	\$5,278.00	\$5,278.00	\$3,654.00	\$5,568.00	\$4,872.00	\$4,872.00	\$4,872.00	\$4,872.00	\$4,872.00	\$4,872.00	\$60,958.00	\$0.00
340000 Servicios financieros, bancarios y	\$339,829.76	\$40,779.56	\$64,430.88	\$36,393.88	\$0.00	\$0.00	\$0.00	\$0.00	\$43,338.54	\$65,440.29	\$0.00	\$0.00	\$89,446.61	\$339,829.76	\$0.00
340000 Servicios financieros, bancarios y	\$339,829.76	\$40,779.56	\$64,430.88	\$36,393.88	\$0.00	\$0.00	\$0.00	\$0.00	\$43,338.54	\$65,440.29	\$0.00	\$0.00	\$89,446.61	\$339,829.76	\$0.00
349001 Seguros de vida	\$14,843.93	\$0.00	\$14,843.93	\$0.00	\$0.00	\$0.00	\$0.00	\$0.00	\$0.00	\$0.00	\$0.00	\$0.00	\$0.00	\$14,843.93	\$0.00







Municipio de Zempoala  
Estado de Hidalgo  
Analítico Mensual de Egresos Pagados por Fuente de Financiamiento al 31/dic./2021

Usu: supervisor  
rpAnaliticoPresu

(Cuentas con Movimientos)

Fecha y

05:59 p. m.

(Cifras en pesos y centavos)

Objeto del Gasto	Presupuesto Vigente	Ene	Feb	Mar	Abr	May	Jun	Jul	Ago	Sep	Oct	Nov	Dic	Total	Diferencia (Vigente - Total)
349002 Seguros para vehículos	\$324,985.83	\$40,779.56	\$49,586.95	\$36,393.88	\$0.00	\$0.00	\$0.00	\$0.00	\$43,338.54	\$65,440.29	\$0.00	\$0.00	\$89,446.61	\$324,985.83	\$0.00
350000 Servicios de instalación, reparación,	\$925,716.45	\$19,277.00	\$110,309.04	\$128,951.40	\$45,071.80	\$70,499.00	\$45,008.00	\$40,426.00	\$88,200.01	\$255,896.00	\$2,790.00	\$43,343.00	\$75,945.20	\$925,716.45	\$0.00
353000 Instalación, reparación y mantenimiento	\$88,200.01	\$0.00	\$0.00	\$0.00	\$0.00	\$0.00	\$0.00	\$0.00	\$88,200.01	\$0.00	\$0.00	\$0.00	\$0.00	\$88,200.01	\$0.00
353001 Reparación y mantenimiento de equipo	\$88,200.01	\$0.00	\$0.00	\$0.00	\$0.00	\$0.00	\$0.00	\$0.00	\$88,200.01	\$0.00	\$0.00	\$0.00	\$0.00	\$88,200.01	\$0.00
355000 Reparación y mantenimiento de equipo	\$837,516.44	\$19,277.00	\$110,309.04	\$128,951.40	\$45,071.80	\$70,499.00	\$45,008.00	\$40,426.00	\$0.00	\$255,896.00	\$2,790.00	\$43,343.00	\$75,945.20	\$837,516.44	\$0.00
355002 Reparación y mantenimiento de	\$837,516.44	\$19,277.00	\$110,309.04	\$128,951.40	\$45,071.80	\$70,499.00	\$45,008.00	\$40,426.00	\$0.00	\$255,896.00	\$2,790.00	\$43,343.00	\$75,945.20	\$837,516.44	\$0.00
390000 Otros servicios generales	\$678,394.89	\$0.00	\$25,410.78	\$24,956.21	\$112,537.39	\$26,861.57	\$22,657.59	\$113,153.95	\$24,526.62	\$22,963.83	\$111,926.00	\$21,900.96	\$21,454.65	\$528,349.55	\$150,045.34
392000 Impuestos y derechos	\$365,979.00	\$0.00	\$4,920.00	\$2,460.00	\$89,197.00	\$0.00	\$0.00	\$89,197.00	\$0.00	\$879.00	\$90,129.00	\$0.00	\$0.00	\$276,782.00	\$89,197.00
392002 Derechos, productos y aprovechamientos	\$9,191.00	\$0.00	\$4,920.00	\$2,460.00	\$0.00	\$0.00	\$0.00	\$0.00	\$0.00	\$879.00	\$932.00	\$0.00	\$0.00	\$9,191.00	\$0.00
392003 Pago de derechos a la CNA	\$356,788.00	\$0.00	\$0.00	\$0.00	\$89,197.00	\$0.00	\$0.00	\$89,197.00	\$0.00	\$0.00	\$89,197.00	\$0.00	\$0.00	\$267,591.00	\$89,197.00
398000 Impuesto sobre nóminas y otros que se	\$312,415.89	\$0.00	\$20,490.78	\$22,496.21	\$23,340.39	\$26,861.57	\$22,657.59	\$23,956.95	\$24,526.62	\$22,064.83	\$21,797.00	\$21,900.96	\$21,454.65	\$251,567.55	\$60,848.34
398001 Impuesto estatal sobre nóminas	\$312,415.89	\$0.00	\$20,490.78	\$22,496.21	\$23,340.39	\$26,861.57	\$22,657.59	\$23,956.95	\$24,526.62	\$22,064.83	\$21,797.00	\$21,900.96	\$21,454.65	\$251,567.55	\$60,848.34
500000 BIENES MUEBLES, INMUEBLES E	\$841,464.00	\$410,640.00	\$0.00	\$410,640.00	\$0.00	\$14,384.00	\$0.00	\$0.00	\$5,800.00	\$0.00	\$0.00	\$0.00	\$0.00	\$841,464.00	\$0.00
510000 Mobiliario y equipo de administración	\$14,384.00	\$0.00	\$0.00	\$0.00	\$0.00	\$14,384.00	\$0.00	\$0.00	\$0.00	\$0.00	\$0.00	\$0.00	\$0.00	\$14,384.00	\$0.00
511000 Muebles de oficina y estantería	\$14,384.00	\$0.00	\$0.00	\$0.00	\$0.00	\$14,384.00	\$0.00	\$0.00	\$0.00	\$0.00	\$0.00	\$0.00	\$0.00	\$14,384.00	\$0.00
511001 Mobiliario de oficina	\$14,384.00	\$0.00	\$0.00	\$0.00	\$0.00	\$14,384.00	\$0.00	\$0.00	\$0.00	\$0.00	\$0.00	\$0.00	\$0.00	\$14,384.00	\$0.00
520000 Mobiliario y equipo educacional y	\$5,800.00	\$0.00	\$0.00	\$0.00	\$0.00	\$0.00	\$0.00	\$0.00	\$5,800.00	\$0.00	\$0.00	\$0.00	\$0.00	\$5,800.00	\$0.00
521000 Equipos y aparatos audiovisuales	\$5,800.00	\$0.00	\$0.00	\$0.00	\$0.00	\$0.00	\$0.00	\$0.00	\$5,800.00	\$0.00	\$0.00	\$0.00	\$0.00	\$5,800.00	\$0.00
521001 Circuito cerrado de televisión	\$5,800.00	\$0.00	\$0.00	\$0.00	\$0.00	\$0.00	\$0.00	\$0.00	\$5,800.00	\$0.00	\$0.00	\$0.00	\$0.00	\$5,800.00	\$0.00
540000 Vehículos y equipo de transporte	\$821,280.00	\$410,640.00	\$0.00	\$410,640.00	\$0.00	\$0.00	\$0.00	\$0.00	\$0.00	\$0.00	\$0.00	\$0.00	\$0.00	\$821,280.00	\$0.00
549000 Otros equipos de transporte	\$821,280.00	\$410,640.00	\$0.00	\$410,640.00	\$0.00	\$0.00	\$0.00	\$0.00	\$0.00	\$0.00	\$0.00	\$0.00	\$0.00	\$821,280.00	\$0.00
549001 Otros equipos de transporte	\$821,280.00	\$410,640.00	\$0.00	\$410,640.00	\$0.00	\$0.00	\$0.00	\$0.00	\$0.00	\$0.00	\$0.00	\$0.00	\$0.00	\$821,280.00	\$0.00
800000 PARTICIPACIONES Y	\$157,597.89	\$0.00	\$21,413.21	\$11,109.52	\$15,465.64	\$11,077.44	\$15,203.69	\$11,302.52	\$16,158.22	\$11,430.51	\$17,062.07	\$11,203.96	\$16,171.11	\$157,597.89	\$0.00
810000 Participaciones	\$157,597.89	\$0.00	\$21,413.21	\$11,109.52	\$15,465.64	\$11,077.44	\$15,203.69	\$11,302.52	\$16,158.22	\$11,430.51	\$17,062.07	\$11,203.96	\$16,171.11	\$157,597.89	\$0.00
816000 Convenios de colaboración administrativa	\$157,597.89	\$0.00	\$21,413.21	\$11,109.52	\$15,465.64	\$11,077.44	\$15,203.69	\$11,302.52	\$16,158.22	\$11,430.51	\$17,062.07	\$11,203.96	\$16,171.11	\$157,597.89	\$0.00
816002 Convenio con la CEA	\$70,920.00	\$0.00	\$11,620.00	\$5,910.00	\$5,910.00	\$5,910.00	\$5,910.00	\$5,910.00	\$5,910.00	\$5,910.00	\$5,910.00	\$5,910.00	\$5,910.00	\$70,920.00	\$0.00
816004 Convenio DAP CFE	\$86,677.89	\$0.00	\$9,593.21	\$5,199.52	\$9,555.64	\$5,167.44	\$9,293.69	\$5,392.52	\$10,248.22	\$5,520.51	\$11,152.07	\$5,293.96	\$10,261.11	\$86,677.89	\$0.00
<b>FORTAMUN-DF</b>	<b>\$32,143,408.73</b>	<b>\$1,346,587.33</b>	<b>\$2,110,902.35</b>	<b>\$2,920,310.31</b>	<b>\$2,315,453.26</b>	<b>\$3,561,122.17</b>	<b>\$2,371,988.86</b>	<b>\$2,893,443.43</b>	<b>\$2,232,942.32</b>	<b>\$2,469,409.01</b>	<b>\$2,024,700.78</b>	<b>\$2,410,310.55</b>	<b>\$3,993,217.09</b>	<b>\$30,650,387.46</b>	<b>\$1,493,021.27</b>

10009 FAIS Municipal


Objeto del Gasto	Presupuesto Vigente	Ene	Feb	Mar	Abr	May	Jun	Jul	Ago	Sep	Oct	Nov	Dic	Total	Diferencia (Vigente - Total)
600000 INVERSION PUBLICA	\$12,801,782.00	\$0.00	\$0.00	\$0.00	\$0.00	\$0.00	\$0.00	\$0.00	\$0.00	\$0.00	\$0.00	\$0.00	\$0.00	\$1,750,000.00	\$11,051,782.00
610000 Obra pública en bienes de dominio	\$12,801,782.00	\$0.00	\$0.00	\$0.00	\$0.00	\$0.00	\$0.00	\$0.00	\$0.00	\$0.00	\$0.00	\$0.00	\$0.00	\$1,750,000.00	\$11,051,782.00
613000 Construcción de obras para el	\$1,636,453.62	\$0.00	\$0.00	\$0.00	\$0.00	\$0.00	\$0.00	\$0.00	\$0.00	\$0.00	\$0.00	\$0.00	\$0.00	\$358,860.18	\$1,636,453.62
613103 2021/FAISM083021 AMPLIACION DE	\$358,860.18	\$0.00	\$0.00	\$0.00	\$0.00	\$0.00	\$0.00	\$0.00	\$0.00	\$0.00	\$0.00	\$0.00	\$0.00	\$358,860.18	\$0.00
613104 2021/FAISM083023 AMPLIACION DE	\$180,000.00	\$0.00	\$0.00	\$0.00	\$0.00	\$0.00	\$0.00	\$0.00	\$0.00	\$0.00	\$0.00	\$0.00	\$0.00	\$180,000.00	\$0.00
613105 2021/FAISM083025 AMPLIACION DE	\$300,000.00	\$0.00	\$0.00	\$0.00	\$0.00	\$0.00	\$0.00	\$0.00	\$0.00	\$0.00	\$0.00	\$0.00	\$0.00	\$300,000.00	\$0.00
613106 2021/FAISM083028 AMPLIACION DE	\$399,132.94	\$0.00	\$0.00	\$0.00	\$0.00	\$0.00	\$0.00	\$0.00	\$0.00	\$0.00	\$0.00	\$0.00	\$0.00	\$399,132.94	\$0.00
613107 2021/FAISM083030 AMPLIACION DE	\$398,460.50	\$0.00	\$0.00	\$0.00	\$0.00	\$0.00	\$0.00	\$0.00	\$0.00	\$0.00	\$0.00	\$0.00	\$0.00	\$398,460.50	\$0.00
614000 División de terrenos y construcción de	\$11,165,308.38	\$0.00	\$0.00	\$0.00	\$0.00	\$0.00	\$0.00	\$0.00	\$0.00	\$0.00	\$0.00	\$0.00	\$0.00	\$1,750,000.00	\$9,415,308.38



2020 - 2024



2020 - 2024



2020 - 2024



Municipio de Zempoala  
Estado de Hidalgo  
Analítico Mensual de Egresos Pagados por Fuente de Financiamiento al 31/dic./2021

Usu. supervisor  
rplAnalíticoPresu

(Cuentas con Movimientos)

Fecha y

05:59 p. m.

Objeto del Gasto		Presupuesto Vigente	Ene	Feb	Mar	Abr	May	Jun	Jul	Ago	Sep	Oct	Nov	Dic	Total	Diferencia (Vigente - Total)
614627	2021/FAISM083031 AMPLIACION DE	\$200,000.00	\$0.00	\$0.00	\$0.00	\$0.00	\$0.00	\$0.00	\$0.00	\$0.00	\$0.00	\$0.00	\$0.00	\$0.00	\$0.00	\$200,000.00
614628	2021/FAISM083034 CONSTRUCCIÓN	\$250,000.00	\$0.00	\$0.00	\$0.00	\$0.00	\$0.00	\$0.00	\$0.00	\$0.00	\$0.00	\$0.00	\$0.00	\$0.00	\$0.00	\$250,000.00
614629	2021/FAISM083033 CONSTRUCCIÓN	\$500,000.00	\$0.00	\$0.00	\$0.00	\$0.00	\$0.00	\$0.00	\$0.00	\$0.00	\$0.00	\$0.00	\$0.00	\$0.00	\$0.00	\$500,000.00
614630	2021/FAISM083001 CONSTRUCCIÓN	\$250,000.00	\$0.00	\$0.00	\$0.00	\$0.00	\$0.00	\$0.00	\$0.00	\$0.00	\$0.00	\$0.00	\$0.00	\$0.00	\$0.00	\$250,000.00
614631	2021/FAISM083002 CONSTRUCCIÓN	\$250,000.00	\$0.00	\$0.00	\$0.00	\$0.00	\$0.00	\$0.00	\$0.00	\$0.00	\$0.00	\$0.00	\$0.00	\$0.00	\$0.00	\$250,000.00
614632	2021/FAISM083003 CONSTRUCCIÓN	\$250,000.00	\$0.00	\$0.00	\$0.00	\$0.00	\$0.00	\$0.00	\$0.00	\$0.00	\$0.00	\$0.00	\$0.00	\$0.00	\$0.00	\$250,000.00
614633	2021/FAISM083004 CONSTRUCCIÓN	\$400,000.00	\$0.00	\$0.00	\$0.00	\$0.00	\$0.00	\$0.00	\$0.00	\$0.00	\$0.00	\$0.00	\$0.00	\$0.00	\$0.00	\$400,000.00
614634	2021/FAISM083005 CONSTRUCCIÓN	\$300,000.00	\$0.00	\$0.00	\$0.00	\$0.00	\$0.00	\$0.00	\$0.00	\$0.00	\$0.00	\$0.00	\$0.00	\$400,000.00	\$400,000.00	\$0.00
614635	2021/FAISM083006 CONSTRUCCIÓN	\$180,000.00	\$0.00	\$0.00	\$0.00	\$0.00	\$0.00	\$0.00	\$0.00	\$0.00	\$0.00	\$0.00	\$0.00	\$300,000.00	\$300,000.00	\$0.00
614636	2021/FAISM083007 CONSTRUCCIÓN	\$300,000.00	\$0.00	\$0.00	\$0.00	\$0.00	\$0.00	\$0.00	\$0.00	\$0.00	\$0.00	\$0.00	\$0.00	\$0.00	\$0.00	\$180,000.00
614637	2021/FAISM083008 CONSTRUCCIÓN	\$180,000.00	\$0.00	\$0.00	\$0.00	\$0.00	\$0.00	\$0.00	\$0.00	\$0.00	\$0.00	\$0.00	\$0.00	\$0.00	\$0.00	\$300,000.00
614638	2021/FAISM083009 CONSTRUCCIÓN	\$300,000.00	\$0.00	\$0.00	\$0.00	\$0.00	\$0.00	\$0.00	\$0.00	\$0.00	\$0.00	\$0.00	\$0.00	\$0.00	\$0.00	\$180,000.00
614639	2021/FAISM083010 CONSTRUCCIÓN	\$250,000.00	\$0.00	\$0.00	\$0.00	\$0.00	\$0.00	\$0.00	\$0.00	\$0.00	\$0.00	\$0.00	\$0.00	\$300,000.00	\$300,000.00	\$0.00
614640	2021/FAISM083011 CONSTRUCCIÓN	\$250,000.00	\$0.00	\$0.00	\$0.00	\$0.00	\$0.00	\$0.00	\$0.00	\$0.00	\$0.00	\$0.00	\$0.00	\$0.00	\$0.00	\$250,000.00
614641	2021/FAISM083012 CONSTRUCCIÓN	\$180,000.00	\$0.00	\$0.00	\$0.00	\$0.00	\$0.00	\$0.00	\$0.00	\$0.00	\$0.00	\$0.00	\$0.00	\$0.00	\$0.00	\$250,000.00
614642	2021/FAISM083013 CONSTRUCCIÓN	\$250,000.00	\$0.00	\$0.00	\$0.00	\$0.00	\$0.00	\$0.00	\$0.00	\$0.00	\$0.00	\$0.00	\$0.00	\$0.00	\$0.00	\$180,000.00
614643	2021/FAISM083014 CONSTRUCCIÓN	\$300,000.00	\$0.00	\$0.00	\$0.00	\$0.00	\$0.00	\$0.00	\$0.00	\$0.00	\$0.00	\$0.00	\$0.00	\$0.00	\$0.00	\$250,000.00
614644	2021/FAISM083015 CONSTRUCCIÓN	\$300,000.00	\$0.00	\$0.00	\$0.00	\$0.00	\$0.00	\$0.00	\$0.00	\$0.00	\$0.00	\$0.00	\$0.00	\$0.00	\$0.00	\$300,000.00
614645	2021/FAISM083016 CONSTRUCCIÓN	\$400,000.00	\$0.00	\$0.00	\$0.00	\$0.00	\$0.00	\$0.00	\$0.00	\$0.00	\$0.00	\$0.00	\$0.00	\$300,000.00	\$300,000.00	\$0.00
614646	2021/FAISM083017 CONSTRUCCIÓN	\$180,000.00	\$0.00	\$0.00	\$0.00	\$0.00	\$0.00	\$0.00	\$0.00	\$0.00	\$0.00	\$0.00	\$0.00	\$0.00	\$0.00	\$400,000.00
614647	2021/FAISM083018 CONSTRUCCIÓN	\$450,000.00	\$0.00	\$0.00	\$0.00	\$0.00	\$0.00	\$0.00	\$0.00	\$0.00	\$0.00	\$0.00	\$0.00	\$0.00	\$0.00	\$180,000.00
614648	2021/FAISM083019 CONSTRUCCIÓN	\$300,000.00	\$0.00	\$0.00	\$0.00	\$0.00	\$0.00	\$0.00	\$0.00	\$0.00	\$0.00	\$0.00	\$0.00	\$450,000.00	\$450,000.00	\$0.00
614649	2021/FAISM083020 CONSTRUCCIÓN	\$250,000.00	\$0.00	\$0.00	\$0.00	\$0.00	\$0.00	\$0.00	\$0.00	\$0.00	\$0.00	\$0.00	\$0.00	\$0.00	\$0.00	\$300,000.00
614650	2021/FAISM083022 CONSTRUCCIÓN	\$600,000.00	\$0.00	\$0.00	\$0.00	\$0.00	\$0.00	\$0.00	\$0.00	\$0.00	\$0.00	\$0.00	\$0.00	\$0.00	\$0.00	\$250,000.00
614651	2021/FAISM083024 CONSTRUCCIÓN	\$1,100,000.00	\$0.00	\$0.00	\$0.00	\$0.00	\$0.00	\$0.00	\$0.00	\$0.00	\$0.00	\$0.00	\$0.00	\$0.00	\$0.00	\$600,000.00
614652	2021/FAISM083026 CONSTRUCCIÓN	\$500,000.00	\$0.00	\$0.00	\$0.00	\$0.00	\$0.00	\$0.00	\$0.00	\$0.00	\$0.00	\$0.00	\$0.00	\$0.00	\$0.00	\$1,100,000.00
614653	2021/FAISM083027 CONSTRUCCIÓN	\$500,000.00	\$0.00	\$0.00	\$0.00	\$0.00	\$0.00	\$0.00	\$0.00	\$0.00	\$0.00	\$0.00	\$0.00	\$0.00	\$0.00	\$500,000.00
614654	2021/FAISM083029 CONSTRUCCIÓN	\$400,000.00	\$0.00	\$0.00	\$0.00	\$0.00	\$0.00	\$0.00	\$0.00	\$0.00	\$0.00	\$0.00	\$0.00	\$0.00	\$0.00	\$500,000.00
614655	2021/FAISM083032 CONSTRUCCIÓN	\$893,546.38	\$0.00	\$0.00	\$0.00	\$0.00	\$0.00	\$0.00	\$0.00	\$0.00	\$0.00	\$0.00	\$0.00	\$0.00	\$0.00	\$400,000.00
614656	2021/FAISM083035 CONSTRUCCIÓN	\$701,762.00	\$0.00	\$0.00	\$0.00	\$0.00	\$0.00	\$0.00	\$0.00	\$0.00	\$0.00	\$0.00	\$0.00	\$0.00	\$0.00	\$893,546.38
<b>FAIS Municipal</b>		<b>\$12,801,762.00</b>	<b>\$0.00</b>	<b>\$0.00</b>	<b>\$0.00</b>	<b>\$0.00</b>	<b>\$0.00</b>	<b>\$0.00</b>	<b>\$0.00</b>	<b>\$0.00</b>	<b>\$0.00</b>	<b>\$0.00</b>	<b>\$0.00</b>	<b>\$1,750,000.00</b>	<b>\$1,750,000.00</b>	<b>\$11,051,762.00</b>

10011 Fondo General de Participaciones Extraordinario																
500000	<b>BIENES MUEBLES, INMUEBLES E</b>	<b>\$1,710,800.00</b>	<b>\$0.00</b>	<b>\$0.00</b>	<b>\$0.00</b>	<b>\$0.00</b>	<b>\$0.00</b>	<b>\$0.00</b>	<b>\$710,800.00</b>	<b>\$0.00</b>	<b>\$0.00</b>	<b>\$0.00</b>	<b>\$0.00</b>	<b>\$1,000,000.00</b>	<b>\$1,710,800.00</b>	<b>\$0.00</b>
540000	Vehículos y equipo de transporte	\$710,800.00	\$0.00	\$0.00	\$0.00	\$0.00	\$0.00	\$0.00	\$710,800.00	\$0.00	\$0.00	\$0.00	\$0.00	\$0.00	\$710,800.00	\$0.00
541000	Vehículos y equipo terrestre	\$710,800.00	\$0.00	\$0.00	\$0.00	\$0.00	\$0.00	\$0.00	\$710,800.00	\$0.00	\$0.00	\$0.00	\$0.00	\$0.00	\$710,800.00	\$0.00
541001	Vehículos y equipo terrestre	\$710,800.00	\$0.00	\$0.00	\$0.00	\$0.00	\$0.00	\$0.00	\$710,800.00	\$0.00	\$0.00	\$0.00	\$0.00	\$0.00	\$710,800.00	\$0.00
580000	Bienes inmuebles	\$1,000,000.00	\$0.00	\$0.00	\$0.00	\$0.00	\$0.00	\$0.00	\$0.00	\$0.00	\$0.00	\$0.00	\$0.00	\$0.00	\$0.00	\$0.00
581000	Terrenos	\$1,000,000.00	\$0.00	\$0.00	\$0.00	\$0.00	\$0.00	\$0.00	\$0.00	\$0.00	\$0.00	\$0.00	\$0.00	\$1,000,000.00	\$1,000,000.00	\$0.00



2020 - 2024



2020 - 2024



2020 - 2024





Municipio de Zempoala  
Estado de Hidalgo  
Análítico Mensual de Egresos Pagados por Fuente de Financiamiento al 31/dic./2021

Usu: supervisor  
rptAnaliticoPresu

(Cuentas con Movimientos)

Fecha y

05:59 p. m.

(Cifras en pesos y centavos)

Objeto del Gasto	Presupuesto Vigente	Ene	Feb	Mar	Abr	May	Jun	Jul	Ago	Sep	Oct	Nov	Dic	Total	Diferencia (Vigente - Total)
581001 Terrenos	\$1,000,000.00	\$0.00	\$0.00	\$0.00	\$0.00	\$0.00	\$0.00	\$0.00	\$0.00	\$0.00	\$0.00	\$0.00	\$1,000,000.00	\$1,000,000.00	\$0.00
600000 INVERSION PUBLICA	\$81,839.43	\$0.00	\$0.00	\$0.00	\$0.00	\$0.00	\$0.00	\$0.00	\$0.00	\$0.00	\$0.00	\$0.00	\$0.00	\$0.00	\$81,839.43
610000 Obra pública en bienes de dominio	\$81,839.43	\$0.00	\$0.00	\$0.00	\$0.00	\$0.00	\$0.00	\$0.00	\$0.00	\$0.00	\$0.00	\$0.00	\$0.00	\$0.00	\$81,839.43
614000 División de terrenos y construcción de	\$81,839.43	\$0.00	\$0.00	\$0.00	\$0.00	\$0.00	\$0.00	\$0.00	\$0.00	\$0.00	\$0.00	\$0.00	\$0.00	\$0.00	\$81,839.43
614190 PMZ 083-ZEM/FGP-001 Santo Tomas	\$81,839.43	\$0.00	\$0.00	\$0.00	\$0.00	\$0.00	\$0.00	\$0.00	\$0.00	\$0.00	\$0.00	\$0.00	\$0.00	\$0.00	\$81,839.43
<b>Fondo General de Participaciones</b>	<b>\$1,792,639.43</b>	<b>\$0.00</b>	<b>\$0.00</b>	<b>\$0.00</b>	<b>\$0.00</b>	<b>\$0.00</b>	<b>\$0.00</b>	<b>\$710,800.00</b>	<b>\$0.00</b>	<b>\$0.00</b>	<b>\$0.00</b>	<b>\$0.00</b>	<b>\$1,000,000.00</b>	<b>\$1,710,800.00</b>	<b>\$81,839.43</b>

10048 Fondo de Fomento Municipal

100000 SERVICIOS PERSONALES	\$4,051,440.00	\$337,620.00	\$337,620.00	\$337,620.00	\$337,620.00	\$337,620.00	\$337,620.00	\$337,620.00	\$337,620.00	\$337,620.00	\$337,620.00	\$337,620.00	\$337,620.00	\$4,051,440.00	\$0.00
110000 Remuneraciones al personal de	\$4,051,440.00	\$337,620.00	\$337,620.00	\$337,620.00	\$337,620.00	\$337,620.00	\$337,620.00	\$337,620.00	\$337,620.00	\$337,620.00	\$337,620.00	\$337,620.00	\$337,620.00	\$4,051,440.00	\$0.00
111000 Dietas	\$4,051,440.00	\$337,620.00	\$337,620.00	\$337,620.00	\$337,620.00	\$337,620.00	\$337,620.00	\$337,620.00	\$337,620.00	\$337,620.00	\$337,620.00	\$337,620.00	\$337,620.00	\$4,051,440.00	\$0.00
111001 Dietas para la H. Asamblea	\$4,051,440.00	\$337,620.00	\$337,620.00	\$337,620.00	\$337,620.00	\$337,620.00	\$337,620.00	\$337,620.00	\$337,620.00	\$337,620.00	\$337,620.00	\$337,620.00	\$337,620.00	\$4,051,440.00	\$0.00
300000 SERVICIOS GENERALES	\$121,543.11	\$0.00	\$10,128.61	\$10,128.60	\$10,128.60	\$10,128.60	\$10,128.60	\$10,128.67	\$10,128.92	\$10,128.60	\$10,128.00	\$10,128.71	\$10,128.60	\$111,414.51	\$10,128.60
390000 Otros servicios generales	\$121,543.11	\$0.00	\$10,128.61	\$10,128.60	\$10,128.60	\$10,128.60	\$10,128.60	\$10,128.67	\$10,128.92	\$10,128.60	\$10,128.00	\$10,128.71	\$10,128.60	\$111,414.51	\$10,128.60
398000 Impuesto sobre nóminas y otros que se	\$121,543.11	\$0.00	\$10,128.61	\$10,128.60	\$10,128.60	\$10,128.60	\$10,128.60	\$10,128.67	\$10,128.92	\$10,128.60	\$10,128.00	\$10,128.71	\$10,128.60	\$111,414.51	\$10,128.60
398001 Impuesto estatal sobre nóminas	\$121,543.11	\$0.00	\$10,128.61	\$10,128.60	\$10,128.60	\$10,128.60	\$10,128.60	\$10,128.67	\$10,128.92	\$10,128.60	\$10,128.00	\$10,128.71	\$10,128.60	\$111,414.51	\$10,128.60
400000 TRANSFERENCIAS	\$10,272,509.58	\$790,756.78	\$836,440.38	\$803,950.45	\$863,816.66	\$819,390.20	\$789,199.42	\$782,944.02	\$843,549.52	\$941,025.95	\$805,755.02	\$888,713.88	\$1,106,967.30	\$10,272,509.58	\$0.00
410000 Transferencias internas y asignaciones	\$10,272,509.58	\$790,756.78	\$836,440.38	\$803,950.45	\$863,816.66	\$819,390.20	\$789,199.42	\$782,944.02	\$843,549.52	\$941,025.95	\$805,755.02	\$888,713.88	\$1,106,967.30	\$10,272,509.58	\$0.00
414000 Asignaciones presupuestarias a Órganos	\$10,272,509.58	\$790,756.78	\$836,440.38	\$803,950.45	\$863,816.66	\$819,390.20	\$789,199.42	\$782,944.02	\$843,549.52	\$941,025.95	\$805,755.02	\$888,713.88	\$1,106,967.30	\$10,272,509.58	\$0.00
414001 Subsidio Sistema Municipal Para el	\$10,272,509.58	\$790,756.78	\$836,440.38	\$803,950.45	\$863,816.66	\$819,390.20	\$789,199.42	\$782,944.02	\$843,549.52	\$941,025.95	\$805,755.02	\$888,713.88	\$1,106,967.30	\$10,272,509.58	\$0.00
<b>Fondo de Fomento Municipal</b>	<b>\$14,445,492.69</b>	<b>\$1,128,376.78</b>	<b>\$1,184,168.99</b>	<b>\$1,151,699.05</b>	<b>\$1,211,565.26</b>	<b>\$1,167,138.80</b>	<b>\$1,136,948.02</b>	<b>\$1,130,692.69</b>	<b>\$1,191,298.44</b>	<b>\$1,288,774.55</b>	<b>\$1,153,503.02</b>	<b>\$1,236,462.59</b>	<b>\$1,454,715.90</b>	<b>\$14,435,364.09</b>	<b>\$10,128.60</b>

10049 Impuesto Sobre Autos Nuevos


200000 MATERIALES Y SUMINISTROS	\$286,896.36	\$40,536.50	\$0.00	\$37,462.39	\$35,290.60	\$36,263.43	\$31,907.75	\$0.00	\$34,936.19	\$0.00	\$0.00	\$58,499.50	\$12,000.00	\$286,896.36	\$0.00
260000 Combustibles, lubricantes y aditivos	\$286,896.36	\$40,536.50	\$0.00	\$37,462.39	\$35,290.60	\$36,263.43	\$31,907.75	\$0.00	\$34,936.19	\$0.00	\$0.00	\$58,499.50	\$12,000.00	\$286,896.36	\$0.00
261000 Combustibles, lubricantes y aditivos	\$286,896.36	\$40,536.50	\$0.00	\$37,462.39	\$35,290.60	\$36,263.43	\$31,907.75	\$0.00	\$34,936.19	\$0.00	\$0.00	\$58,499.50	\$12,000.00	\$286,896.36	\$0.00
261001 Combustibles y lubricantes para	\$286,896.36	\$40,536.50	\$0.00	\$37,462.39	\$35,290.60	\$36,263.43	\$31,907.75	\$0.00	\$34,936.19	\$0.00	\$0.00	\$58,499.50	\$12,000.00	\$286,896.36	\$0.00
400000 TRANSFERENCIAS	\$114,739.86	\$0.00	\$0.00	\$20,446.80	\$0.00	\$0.00	\$0.00	\$31,125.36	\$1,781.10	\$34,798.30	\$6,372.18	\$0.00	\$20,216.12	\$114,739.86	\$0.00
440000 Ayudas sociales	\$114,739.86	\$0.00	\$0.00	\$20,446.80	\$0.00	\$0.00	\$0.00	\$31,125.36	\$1,781.10	\$34,798.30	\$6,372.18	\$0.00	\$20,216.12	\$114,739.86	\$0.00
441000 Ayudas sociales a personas	\$90,136.88	\$0.00	\$0.00	\$20,446.80	\$0.00	\$0.00	\$0.00	\$26,301.31	\$0.00	\$34,798.30	\$0.00	\$0.00	\$8,590.47	\$90,136.88	\$0.00
441007 Apoyos a comunidades	\$90,136.88	\$0.00	\$0.00	\$20,446.80	\$0.00	\$0.00	\$0.00	\$26,301.31	\$0.00	\$34,798.30	\$0.00	\$0.00	\$8,590.47	\$90,136.88	\$0.00
445000 Ayudas sociales a instituciones sin fines	\$24,602.98	\$0.00	\$0.00	\$0.00	\$0.00	\$0.00	\$0.00	\$4,824.05	\$1,781.10	\$0.00	\$6,372.18	\$0.00	\$11,625.65	\$24,602.98	\$0.00
445001 Apoyos a instituciones del Sector Salud	\$24,602.98	\$0.00	\$0.00	\$0.00	\$0.00	\$0.00	\$0.00	\$4,824.05	\$1,781.10	\$0.00	\$6,372.18	\$0.00	\$11,625.65	\$24,602.98	\$0.00
<b>Impuesto Sobre Autos Nuevos</b>	<b>\$401,636.22</b>	<b>\$40,536.50</b>	<b>\$0.00</b>	<b>\$57,909.19</b>	<b>\$35,290.60</b>	<b>\$36,263.43</b>	<b>\$31,907.75</b>	<b>\$31,125.36</b>	<b>\$36,717.29</b>	<b>\$34,798.30</b>	<b>\$6,372.18</b>	<b>\$58,499.50</b>	<b>\$32,216.12</b>	<b>\$401,636.22</b>	<b>\$0.00</b>

10051 Incentivos a la Venta Final de Gasolinas y Diesel

200000 MATERIALES Y SUMINISTROS	\$896,052.46	\$77,137.42	\$0.00	\$216,149.00	\$59,344.49	\$0.00	\$91,994.21	\$95,780.75	\$64,450.00	\$113,099.77	\$69,046.80	\$0.00	\$109,050.02	\$896,052.46	\$0.00
---------------------------------	--------------	-------------	--------	--------------	-------------	--------	-------------	-------------	-------------	--------------	-------------	--------	--------------	--------------	--------



2020 - 2024



2020 - 2024



Municipio de Zempoala  
Estado de Hidalgo  
Analítico Mensual de Egresos Pagados por Fuente de Financiamiento al 31/dic./2021

Usu: supervisor  
rpaAnaliticoPresu

(Cuentas con Movimientos)

Fecha y

05:59 p. m.

(Cifras en pesos y centavos)

Objeto del Gasto		Presupuesto Vigente	Ene	Feb	Mar	Abr	May	Jun	Jul	Ago	Sep	Oct	Nov	Dic	Total	Diferencia (Vigente - Total)
260000	Combustibles, lubricantes y aditivos	\$896,052.46	\$77,137.42	\$0.00	\$216,149.00	\$59,344.49	\$0.00	\$91,994.21	\$95,780.75	\$64,450.00	\$113,099.77	\$69,046.80	\$0.00	\$109,050.02	\$896,052.46	\$0.00
261000	Combustibles, lubricantes y aditivos	\$896,052.46	\$77,137.42	\$0.00	\$216,149.00	\$59,344.49	\$0.00	\$91,994.21	\$95,780.75	\$64,450.00	\$113,099.77	\$69,046.80	\$0.00	\$109,050.02	\$896,052.46	\$0.00
261001	Combustibles y lubricantes para	\$896,052.46	\$77,137.42	\$0.00	\$216,149.00	\$59,344.49	\$0.00	\$91,994.21	\$95,780.75	\$64,450.00	\$113,099.77	\$69,046.80	\$0.00	\$109,050.02	\$896,052.46	\$0.00
400000	<b>TRANSFERENCIAS,</b>	<b>\$238,723.35</b>	<b>\$0.00</b>	<b>\$0.00</b>	<b>\$0.00</b>	<b>\$22,945.60</b>	<b>\$88,137.50</b>	<b>\$0.00</b>	<b>\$0.00</b>	<b>\$29,450.70</b>	<b>\$0.00</b>	<b>\$6,372.00</b>	<b>\$87,352.30</b>	<b>\$4,465.25</b>	<b>\$238,723.35</b>	<b>\$0.00</b>
440000	Ayudas sociales	\$238,723.35	\$0.00	\$0.00	\$0.00	\$22,945.60	\$88,137.50	\$0.00	\$0.00	\$29,450.70	\$0.00	\$6,372.00	\$87,352.30	\$4,465.25	\$238,723.35	\$0.00
441000	Ayudas sociales a personas	\$182,416.60	\$0.00	\$0.00	\$0.00	\$22,945.60	\$88,137.50	\$0.00	\$0.00	\$25,888.50	\$0.00	\$0.00	\$45,445.00	\$0.00	\$182,416.60	\$0.00
441007	Apoyos a comunidades	\$182,416.60	\$0.00	\$0.00	\$0.00	\$22,945.60	\$88,137.50	\$0.00	\$0.00	\$25,888.50	\$0.00	\$0.00	\$45,445.00	\$0.00	\$182,416.60	\$0.00
445000	Ayudas sociales a instituciones sin fines	\$56,306.75	\$0.00	\$0.00	\$0.00	\$0.00	\$0.00	\$0.00	\$0.00	\$3,562.20	\$0.00	\$6,372.00	\$41,907.30	\$4,465.25	\$56,306.75	\$0.00
445001	Apoyos a instituciones del Sector Salud	\$56,306.75	\$0.00	\$0.00	\$0.00	\$0.00	\$0.00	\$0.00	\$0.00	\$3,562.20	\$0.00	\$6,372.00	\$41,907.30	\$4,465.25	\$56,306.75	\$0.00
	<b>Incentivos a la Venta Final de</b>	<b>\$1,134,775.81</b>	<b>\$77,137.42</b>	<b>\$0.00</b>	<b>\$216,149.00</b>	<b>\$82,290.09</b>	<b>\$88,137.50</b>	<b>\$91,994.21</b>	<b>\$95,780.75</b>	<b>\$93,900.70</b>	<b>\$113,099.77</b>	<b>\$75,418.80</b>	<b>\$87,352.30</b>	<b>\$113,515.27</b>	<b>\$1,134,775.81</b>	<b>\$0.00</b>
<b>10052 Impuesto Especial a la Proucción y los Servicios</b>																
200000	<b>MATERIALES Y SUMINISTROS</b>	<b>\$476,896.92</b>	<b>\$62,090.40</b>	<b>\$0.00</b>	<b>\$160,355.86</b>	<b>\$48,894.84</b>	<b>\$41,306.03</b>	<b>\$0.00</b>	<b>\$0.00</b>	<b>\$47,717.20</b>	<b>\$51,956.55</b>	<b>\$0.00</b>	<b>\$50,696.03</b>	<b>\$13,880.01</b>	<b>\$476,896.92</b>	<b>\$0.00</b>
260000	Combustibles, lubricantes y aditivos	\$476,896.92	\$62,090.40	\$0.00	\$160,355.86	\$48,894.84	\$41,306.03	\$0.00	\$0.00	\$47,717.20	\$51,956.55	\$0.00	\$50,696.03	\$13,880.01	\$476,896.92	\$0.00
261000	Combustibles, lubricantes y aditivos	\$476,896.92	\$62,090.40	\$0.00	\$160,355.86	\$48,894.84	\$41,306.03	\$0.00	\$0.00	\$47,717.20	\$51,956.55	\$0.00	\$50,696.03	\$13,880.01	\$476,896.92	\$0.00
261001	Combustibles y lubricantes para	\$476,896.92	\$62,090.40	\$0.00	\$160,355.86	\$48,894.84	\$41,306.03	\$0.00	\$0.00	\$47,717.20	\$51,956.55	\$0.00	\$50,696.03	\$13,880.01	\$476,896.92	\$0.00
400000	<b>TRANSFERENCIAS,</b>	<b>\$142,742.97</b>	<b>\$0.00</b>	<b>\$0.00</b>	<b>\$0.00</b>	<b>\$0.00</b>	<b>\$0.00</b>	<b>\$0.00</b>	<b>\$44,726.08</b>	<b>\$3,562.20</b>	<b>\$0.00</b>	<b>\$48,493.89</b>	<b>\$6,372.00</b>	<b>\$39,588.80</b>	<b>\$142,742.97</b>	<b>\$0.00</b>
440000	Ayudas sociales	\$142,742.97	\$0.00	\$0.00	\$0.00	\$0.00	\$0.00	\$0.00	\$44,726.08	\$3,562.20	\$0.00	\$48,493.89	\$6,372.00	\$39,588.80	\$142,742.97	\$0.00
441000	Ayudas sociales a personas	\$116,788.67	\$0.00	\$0.00	\$0.00	\$0.00	\$0.00	\$0.00	\$35,077.98	\$0.00	\$0.00	\$42,121.89	\$0.00	\$39,588.80	\$116,788.67	\$0.00
441007	Apoyos a comunidades	\$116,788.67	\$0.00	\$0.00	\$0.00	\$0.00	\$0.00	\$0.00	\$35,077.98	\$0.00	\$0.00	\$42,121.89	\$0.00	\$39,588.80	\$116,788.67	\$0.00
445000	Ayudas sociales a instituciones sin fines	\$25,954.30	\$0.00	\$0.00	\$0.00	\$0.00	\$0.00	\$0.00	\$9,648.10	\$3,562.20	\$0.00	\$6,372.00	\$6,372.00	\$0.00	\$25,954.30	\$0.00
445001	Apoyos a instituciones del Sector Salud	\$25,954.30	\$0.00	\$0.00	\$0.00	\$0.00	\$0.00	\$0.00	\$9,648.10	\$3,562.20	\$0.00	\$6,372.00	\$6,372.00	\$0.00	\$25,954.30	\$0.00
	<b>Impuesto Especial a la Proucción y</b>	<b>\$619,639.89</b>	<b>\$62,090.40</b>	<b>\$0.00</b>	<b>\$160,355.86</b>	<b>\$48,894.84</b>	<b>\$41,306.03</b>	<b>\$0.00</b>	<b>\$44,726.08</b>	<b>\$51,279.40</b>	<b>\$51,956.55</b>	<b>\$48,493.89</b>	<b>\$57,068.03</b>	<b>\$53,466.81</b>	<b>\$619,639.89</b>	<b>\$0.00</b>
<b>10057 Compensación al Impuesto Sobre Autos Nuevos</b>																
200000	<b>MATERIALES Y SUMINISTROS</b>	<b>\$38,520.22</b>	<b>\$6,420.00</b>	<b>\$0.00</b>	<b>\$0.00</b>	<b>\$19,260.08</b>	<b>\$5,635.62</b>	<b>\$7,204.52</b>	<b>\$0.00</b>	<b>\$0.00</b>	<b>\$0.00</b>	<b>\$0.00</b>	<b>\$0.00</b>	<b>\$0.00</b>	<b>\$38,520.22</b>	<b>\$0.00</b>
260000	Combustibles, lubricantes y aditivos	\$38,520.22	\$6,420.00	\$0.00	\$0.00	\$19,260.08	\$5,635.62	\$7,204.52	\$0.00	\$0.00	\$0.00	\$0.00	\$0.00	\$0.00	\$38,520.22	\$0.00
261000	Combustibles, lubricantes y aditivos	\$38,520.22	\$6,420.00	\$0.00	\$0.00	\$19,260.08	\$5,635.62	\$7,204.52	\$0.00	\$0.00	\$0.00	\$0.00	\$0.00	\$0.00	\$38,520.22	\$0.00
261001	Combustibles y lubricantes para	\$38,520.22	\$6,420.00	\$0.00	\$0.00	\$19,260.08	\$5,635.62	\$7,204.52	\$0.00	\$0.00	\$0.00	\$0.00	\$0.00	\$0.00	\$38,520.22	\$0.00
400000	<b>TRANSFERENCIAS,</b>	<b>\$38,529.46</b>	<b>\$0.00</b>	<b>\$0.00</b>	<b>\$0.00</b>	<b>\$0.00</b>	<b>\$0.00</b>	<b>\$0.00</b>	<b>\$0.00</b>	<b>\$0.00</b>	<b>\$17,951.60</b>	<b>\$6,372.00</b>	<b>\$6,222.00</b>	<b>\$7,983.86</b>	<b>\$38,529.46</b>	<b>\$0.00</b>
440000	Ayudas sociales	\$38,529.46	\$0.00	\$0.00	\$0.00	\$0.00	\$0.00	\$0.00	\$0.00	\$0.00	\$17,951.60	\$6,372.00	\$6,222.00	\$7,983.86	\$38,529.46	\$0.00
441000	Ayudas sociales a personas	\$7,983.86	\$0.00	\$0.00	\$0.00	\$0.00	\$0.00	\$0.00	\$0.00	\$0.00	\$17,951.60	\$6,372.00	\$6,222.00	\$7,983.86	\$7,983.86	\$0.00
441007	Apoyos a comunidades	\$7,983.86	\$0.00	\$0.00	\$0.00	\$0.00	\$0.00	\$0.00	\$0.00	\$0.00	\$17,951.60	\$6,372.00	\$6,222.00	\$7,983.86	\$7,983.86	\$0.00
445000	Ayudas sociales a instituciones sin fines	\$30,545.60	\$0.00	\$0.00	\$0.00	\$0.00	\$0.00	\$0.00	\$0.00	\$0.00	\$0.00	\$0.00	\$0.00	\$0.00	\$30,545.60	\$0.00
445001	Apoyos a instituciones del Sector Salud	\$30,545.60	\$0.00	\$0.00	\$0.00	\$0.00	\$0.00	\$0.00	\$0.00	\$0.00	\$17,951.60	\$6,372.00	\$6,222.00	\$0.00	\$30,545.60	\$0.00
	<b>Compensación al Impuesto Sobre</b>	<b>\$77,049.68</b>	<b>\$6,420.00</b>	<b>\$0.00</b>	<b>\$0.00</b>	<b>\$19,260.08</b>	<b>\$5,635.62</b>	<b>\$7,204.52</b>	<b>\$0.00</b>	<b>\$0.00</b>	<b>\$17,951.60</b>	<b>\$6,372.00</b>	<b>\$6,222.00</b>	<b>\$7,983.86</b>	<b>\$77,049.68</b>	<b>\$0.00</b>







Municipio de Zempoala  
Estado de Hidalgo  
Análítico Mensual de Egresos Pagados por Fuente de Financiamiento al 31/dic./2021

Usu: supervisor  
rplAnalíticoPresu

(Cuentas con Movimientos)

Fecha y

(Cifras en pesos y centavos)

05:59 p. m.

Objeto del Gasto	Presupuesto Vigente	Ene	Feb	Mar	Abr	May	Jun	Jul	Ago	Sep	Oct	Nov	Dic	Total	Diferencia (Vigente - Total)
<b>10086 Fondo de participación de la recaudación del ISR</b>															
<b>20000 MATERIALES Y SUMINISTROS</b>	<b>\$373,315.78</b>	<b>\$0.00</b>	<b>\$0.00</b>	<b>\$194,921.73</b>	<b>\$168,139.65</b>	<b>\$0.00</b>	<b>\$10,254.40</b>	<b>\$0.00</b>	<b>\$0.00</b>	<b>\$0.00</b>	<b>\$0.00</b>	<b>\$0.00</b>	<b>\$0.00</b>	<b>\$373,315.78</b>	<b>\$0.00</b>
210000 Materiales de administración, emisión	\$10,254.40	\$0.00	\$0.00	\$0.00	\$0.00	\$0.00	\$10,254.40	\$0.00	\$0.00	\$0.00	\$0.00	\$0.00	\$0.00	\$10,254.40	\$0.00
215000 Material impreso e información digital	\$10,254.40	\$0.00	\$0.00	\$0.00	\$0.00	\$0.00	\$10,254.40	\$0.00	\$0.00	\$0.00	\$0.00	\$0.00	\$0.00	\$10,254.40	\$0.00
215001 Material Impreso o información digital	\$10,254.40	\$0.00	\$0.00	\$0.00	\$0.00	\$0.00	\$10,254.40	\$0.00	\$0.00	\$0.00	\$0.00	\$0.00	\$0.00	\$10,254.40	\$0.00
240000 Materiales y artículos de construcción y	\$363,061.38	\$0.00	\$0.00	\$194,921.73	\$168,139.65	\$0.00	\$0.00	\$0.00	\$0.00	\$0.00	\$0.00	\$0.00	\$0.00	\$363,061.38	\$0.00
246000 Material eléctrico y electrónico	\$363,061.38	\$0.00	\$0.00	\$194,921.73	\$168,139.65	\$0.00	\$0.00	\$0.00	\$0.00	\$0.00	\$0.00	\$0.00	\$0.00	\$363,061.38	\$0.00
246001 Material eléctrico para alumbrado y	\$363,061.38	\$0.00	\$0.00	\$194,921.73	\$168,139.65	\$0.00	\$0.00	\$0.00	\$0.00	\$0.00	\$0.00	\$0.00	\$0.00	\$363,061.38	\$0.00
<b>300000 SERVICIOS GENERALES</b>	<b>\$6,196.72</b>	<b>\$0.00</b>	<b>\$0.00</b>	<b>\$0.00</b>	<b>\$0.00</b>	<b>\$0.00</b>	<b>\$6,196.72</b>	<b>\$0.00</b>	<b>\$0.00</b>	<b>\$0.00</b>	<b>\$0.00</b>	<b>\$0.00</b>	<b>\$0.00</b>	<b>\$6,196.72</b>	<b>\$0.00</b>
380000 Servicios oficiales	\$6,196.72	\$0.00	\$0.00	\$0.00	\$0.00	\$0.00	\$6,196.72	\$0.00	\$0.00	\$0.00	\$0.00	\$0.00	\$0.00	\$6,196.72	\$0.00
382000 Gastos de orden social y cultural	\$6,196.72	\$0.00	\$0.00	\$0.00	\$0.00	\$0.00	\$6,196.72	\$0.00	\$0.00	\$0.00	\$0.00	\$0.00	\$0.00	\$6,196.72	\$0.00
382002 Eventos de orden social	\$5,465.92	\$0.00	\$0.00	\$0.00	\$0.00	\$0.00	\$5,465.92	\$0.00	\$0.00	\$0.00	\$0.00	\$0.00	\$0.00	\$5,465.92	\$0.00
382003 Eventos de orden cultural	\$730.80	\$0.00	\$0.00	\$0.00	\$0.00	\$0.00	\$730.80	\$0.00	\$0.00	\$0.00	\$0.00	\$0.00	\$0.00	\$730.80	\$0.00
<b>400000 TRANSFERENCIAS,</b>	<b>\$1,325,742.11</b>	<b>\$0.00</b>	<b>\$0.00</b>	<b>\$0.00</b>	<b>\$0.00</b>	<b>\$0.00</b>	<b>\$237,753.60</b>	<b>\$0.00</b>	<b>\$0.00</b>	<b>\$0.00</b>	<b>\$0.00</b>	<b>\$0.00</b>	<b>\$1,087,988.51</b>	<b>\$1,325,742.11</b>	<b>\$0.00</b>
410000 Transferencias Internas y asignaciones	\$1,087,988.51	\$0.00	\$0.00	\$0.00	\$0.00	\$0.00	\$0.00	\$0.00	\$0.00	\$0.00	\$0.00	\$0.00	\$1,087,988.51	\$1,087,988.51	\$0.00
414000 Asignaciones presupuestarias a Órganos	\$1,087,988.51	\$0.00	\$0.00	\$0.00	\$0.00	\$0.00	\$0.00	\$0.00	\$0.00	\$0.00	\$0.00	\$0.00	\$1,087,988.51	\$1,087,988.51	\$0.00
414001 Subsidio Sistema Municipal Para el	\$1,087,988.51	\$0.00	\$0.00	\$0.00	\$0.00	\$0.00	\$0.00	\$0.00	\$0.00	\$0.00	\$0.00	\$0.00	\$1,087,988.51	\$1,087,988.51	\$0.00
440000 Ayudas sociales	\$237,753.60	\$0.00	\$0.00	\$0.00	\$0.00	\$0.00	\$237,753.60	\$0.00	\$0.00	\$0.00	\$0.00	\$0.00	\$0.00	\$237,753.60	\$0.00
441000 Ayudas sociales a personas	\$226,153.60	\$0.00	\$0.00	\$0.00	\$0.00	\$0.00	\$226,153.60	\$0.00	\$0.00	\$0.00	\$0.00	\$0.00	\$0.00	\$226,153.60	\$0.00
441007 Apoyos a comunidades	\$226,153.60	\$0.00	\$0.00	\$0.00	\$0.00	\$0.00	\$226,153.60	\$0.00	\$0.00	\$0.00	\$0.00	\$0.00	\$0.00	\$226,153.60	\$0.00
445000 Ayudas sociales a instituciones sin fines	\$11,600.00	\$0.00	\$0.00	\$0.00	\$0.00	\$0.00	\$11,600.00	\$0.00	\$0.00	\$0.00	\$0.00	\$0.00	\$0.00	\$11,600.00	\$0.00
445001 Apoyos a instituciones del Sector Salud	\$11,600.00	\$0.00	\$0.00	\$0.00	\$0.00	\$0.00	\$11,600.00	\$0.00	\$0.00	\$0.00	\$0.00	\$0.00	\$0.00	\$11,600.00	\$0.00
<b>500000 BIENES MUEBLES, INMUEBLES E</b>	<b>\$878,335.19</b>	<b>\$0.00</b>	<b>\$0.00</b>	<b>\$0.00</b>	<b>\$0.00</b>	<b>\$634,677.19</b>	<b>\$0.00</b>	<b>\$0.00</b>	<b>\$243,658.00</b>	<b>\$0.00</b>	<b>\$0.00</b>	<b>\$0.00</b>	<b>\$0.00</b>	<b>\$878,335.19</b>	<b>\$0.00</b>
540000 Vehículos y equipo de transporte	\$243,658.00	\$0.00	\$0.00	\$0.00	\$0.00	\$0.00	\$0.00	\$0.00	\$243,658.00	\$0.00	\$0.00	\$0.00	\$0.00	\$243,658.00	\$0.00
541000 Vehículos y equipo terrestre	\$243,658.00	\$0.00	\$0.00	\$0.00	\$0.00	\$0.00	\$0.00	\$0.00	\$243,658.00	\$0.00	\$0.00	\$0.00	\$0.00	\$243,658.00	\$0.00
541001 Vehículos y equipo terrestre	\$243,658.00	\$0.00	\$0.00	\$0.00	\$0.00	\$0.00	\$0.00	\$0.00	\$243,658.00	\$0.00	\$0.00	\$0.00	\$0.00	\$243,658.00	\$0.00
560000 Bienes inmuebles	\$634,677.19	\$0.00	\$0.00	\$0.00	\$0.00	\$634,677.19	\$0.00	\$0.00	\$0.00	\$0.00	\$0.00	\$0.00	\$0.00	\$634,677.19	\$0.00
581000 Terrenos	\$634,677.19	\$0.00	\$0.00	\$0.00	\$0.00	\$634,677.19	\$0.00	\$0.00	\$0.00	\$0.00	\$0.00	\$0.00	\$0.00	\$634,677.19	\$0.00
581001 Terrenos	\$634,677.19	\$0.00	\$0.00	\$0.00	\$0.00	\$634,677.19	\$0.00	\$0.00	\$0.00	\$0.00	\$0.00	\$0.00	\$0.00	\$634,677.19	\$0.00
<b>600000 INVERSION PUBLICA</b>	<b>\$1,243,218.16</b>	<b>\$0.00</b>	<b>\$0.00</b>	<b>\$0.00</b>	<b>\$0.00</b>	<b>\$0.00</b>	<b>\$0.00</b>	<b>\$0.00</b>	<b>\$0.00</b>	<b>\$0.00</b>	<b>\$598,857.19</b>	<b>\$0.00</b>	<b>\$250,113.91</b>	<b>\$848,971.10</b>	<b>\$394,247.06</b>
610000 Obra pública en bienes de dominio	\$1,243,218.16	\$0.00	\$0.00	\$0.00	\$0.00	\$0.00	\$0.00	\$0.00	\$0.00	\$0.00	\$598,857.19	\$0.00	\$250,113.91	\$848,971.10	\$394,247.06
614000 División de terrenos y construcción de	\$1,243,218.16	\$0.00	\$0.00	\$0.00	\$0.00	\$0.00	\$0.00	\$0.00	\$0.00	\$0.00	\$598,857.19	\$0.00	\$250,113.91	\$848,971.10	\$394,247.06
614186 PMZ-ISR-083/2021-004-01 Kiosco plaza	\$848,971.10	\$0.00	\$0.00	\$0.00	\$0.00	\$0.00	\$0.00	\$0.00	\$0.00	\$0.00	\$598,857.19	\$0.00	\$250,113.91	\$848,971.10	\$0.00
614187 PMZ ISR 083/2021-004-02	\$394,247.06	\$0.00	\$0.00	\$0.00	\$0.00	\$0.00	\$0.00	\$0.00	\$0.00	\$0.00	\$0.00	\$0.00	\$0.00	\$394,247.06	\$0.00
<b>Fondo de participación de la</b>	<b>\$3,826,807.96</b>	<b>\$0.00</b>	<b>\$0.00</b>	<b>\$194,921.73</b>	<b>\$168,139.65</b>	<b>\$634,677.19</b>	<b>\$254,204.72</b>	<b>\$0.00</b>	<b>\$243,658.00</b>	<b>\$0.00</b>	<b>\$598,857.19</b>	<b>\$0.00</b>	<b>\$1,338,102.42</b>	<b>\$3,432,560.90</b>	<b>\$394,247.06</b>


**10087 ISR enajenación de bienes muebles**



2020 - 2024



2020 - 2024



2020 - 2024



Municipio de Zempoala  
Estado de Hidalgo  
Analítico Mensual de Egresos Pagados por Fuente de Financiamiento al 31/dic./2021

Usu: supervisor  
rptAnalíticoPresu

(Cuentas con Movimientos)  
(Cifras en pesos y centavos)

Fecha y  
05:59 p. m.

Objeto del Gasto	Presupuesto Vigente	Ene	Feb	Mar	Abr	May	Jun	Jul	Ago	Sep	Oct	Nov	Dic	Total	Diferencia (Vigente - Total)
<b>300000 SERVICIOS GENERALES</b>	\$87,510.07	\$0.00	\$0.00	\$0.00	\$0.00	\$0.00	\$0.00	\$0.00	\$0.00	\$0.00	\$0.00	\$0.00	\$0.00	\$0.00	\$87,510.07
350000 Servicios de instalación, reparación,	\$87,510.07	\$0.00	\$0.00	\$0.00	\$0.00	\$0.00	\$0.00	\$0.00	\$0.00	\$0.00	\$0.00	\$0.00	\$0.00	\$0.00	\$87,510.07
357000 Instalación, reparación y mantenimiento	\$87,510.07	\$0.00	\$0.00	\$0.00	\$0.00	\$0.00	\$0.00	\$0.00	\$0.00	\$0.00	\$0.00	\$0.00	\$0.00	\$0.00	\$87,510.07
357004 Instalación de equipo de videovigilancia	\$87,510.07	\$0.00	\$0.00	\$0.00	\$0.00	\$0.00	\$0.00	\$0.00	\$0.00	\$0.00	\$0.00	\$0.00	\$0.00	\$0.00	\$87,510.07
<b>600000 INVERSION PUBLICA</b>	\$108,553.70	\$0.00	\$0.00	\$0.00	\$0.00	\$0.00	\$0.00	\$0.00	\$0.00	\$0.00	\$0.00	\$0.00	\$0.00	\$0.00	\$108,553.70
610000 Obra pública en bienes de dominio	\$108,553.70	\$0.00	\$0.00	\$0.00	\$0.00	\$0.00	\$0.00	\$0.00	\$0.00	\$0.00	\$0.00	\$0.00	\$0.00	\$0.00	\$108,553.70
614000 División de terrenos y construcción de	\$108,553.70	\$0.00	\$0.00	\$0.00	\$0.00	\$0.00	\$0.00	\$0.00	\$0.00	\$0.00	\$0.00	\$0.00	\$0.00	\$0.00	\$108,553.70
614192 PMZ 083-ZEM/ISR-2021-01 Calle de San	\$86,420.00	\$0.00	\$0.00	\$0.00	\$0.00	\$0.00	\$0.00	\$0.00	\$0.00	\$0.00	\$0.00	\$0.00	\$0.00	\$0.00	\$86,420.00
614193 PMZ 083-ZEM/ISR 2021-02 Línea de	\$22,133.70	\$0.00	\$0.00	\$0.00	\$0.00	\$0.00	\$0.00	\$0.00	\$0.00	\$0.00	\$0.00	\$0.00	\$0.00	\$0.00	\$22,133.70
<b>ISR enajenación de bienes muebles</b>	\$196,063.77	\$0.00	\$0.00	\$0.00	\$0.00	\$0.00	\$0.00	\$0.00	\$0.00	\$0.00	\$0.00	\$0.00	\$0.00	\$0.00	\$196,063.77
<b>10119 REPO 1%</b>															
<b>200000 MATERIALES Y SUMINISTROS</b>	\$43,022.60	\$0.00	\$0.00	\$0.00	\$0.00	\$0.00	\$0.00	\$0.00	\$0.00	\$0.00	\$0.00	\$0.00	\$0.00	\$0.00	\$43,022.60
240000 Materiales y artículos de construcción y	\$43,022.60	\$0.00	\$0.00	\$0.00	\$0.00	\$0.00	\$0.00	\$0.00	\$0.00	\$0.00	\$0.00	\$0.00	\$0.00	\$0.00	\$43,022.60
246000 Material eléctrico y electrónico	\$43,022.60	\$0.00	\$0.00	\$0.00	\$0.00	\$0.00	\$0.00	\$0.00	\$0.00	\$0.00	\$0.00	\$0.00	\$0.00	\$0.00	\$43,022.60
246001 Material eléctrico para alumbrado y	\$43,022.60	\$0.00	\$0.00	\$0.00	\$0.00	\$0.00	\$0.00	\$0.00	\$0.00	\$0.00	\$0.00	\$0.00	\$0.00	\$0.00	\$43,022.60
<b>500000 BIENES MUEBLES, INMUEBLES E</b>	\$110,360.20	\$0.00	\$0.00	\$0.00	\$0.00	\$0.00	\$0.00	\$0.00	\$0.00	\$0.00	\$0.00	\$0.00	\$0.00	\$0.00	\$110,360.20
540000 Vehículos y equipo de transporte	\$110,360.20	\$0.00	\$0.00	\$0.00	\$0.00	\$0.00	\$0.00	\$0.00	\$0.00	\$0.00	\$0.00	\$0.00	\$0.00	\$0.00	\$110,360.20
541000 Vehículos y equipo terrestre	\$110,360.20	\$0.00	\$0.00	\$0.00	\$0.00	\$0.00	\$0.00	\$0.00	\$0.00	\$0.00	\$0.00	\$0.00	\$0.00	\$0.00	\$110,360.20
541001 Vehículos y equipo terrestre	\$110,360.20	\$0.00	\$0.00	\$0.00	\$0.00	\$0.00	\$0.00	\$0.00	\$0.00	\$0.00	\$0.00	\$0.00	\$0.00	\$0.00	\$110,360.20
<b>REPO 1%</b>	\$153,382.80	\$0.00	\$0.00	\$0.00	\$0.00	\$0.00	\$0.00	\$0.00	\$0.00	\$0.00	\$0.00	\$0.00	\$0.00	\$0.00	\$153,382.80
<b>10270 Programa de Devolucion de Derechos PRODER</b>															
<b>600000 INVERSION PUBLICA</b>	\$602,000.00	\$0.00	\$0.00	\$0.00	\$0.00	\$0.00	\$0.00	\$0.00	\$0.00	\$0.00	\$0.00	\$0.00	\$0.00	\$0.00	\$602,000.00
610000 Obra pública en bienes de dominio	\$602,000.00	\$0.00	\$0.00	\$0.00	\$0.00	\$0.00	\$0.00	\$0.00	\$0.00	\$0.00	\$0.00	\$0.00	\$0.00	\$0.00	\$602,000.00
613000 Construcción de obras para el	\$602,000.00	\$0.00	\$0.00	\$0.00	\$0.00	\$0.00	\$0.00	\$0.00	\$0.00	\$0.00	\$0.00	\$0.00	\$0.00	\$0.00	\$602,000.00
613109 PRODER-083/2021-001 Ampliación de	\$602,000.00	\$0.00	\$0.00	\$0.00	\$0.00	\$0.00	\$0.00	\$0.00	\$0.00	\$0.00	\$0.00	\$0.00	\$0.00	\$0.00	\$602,000.00
<b>Programa de Devolucion de</b>	\$602,000.00	\$0.00	\$0.00	\$0.00	\$0.00	\$0.00	\$0.00	\$0.00	\$0.00	\$0.00	\$0.00	\$0.00	\$0.00	\$0.00	\$602,000.00


<b>Total Final</b>	\$180,759,105.32	\$15,172,293.46	\$11,885,528.53	\$13,896,762.26	\$14,781,921.68	\$18,497,430.83	\$10,608,471.08	\$12,167,696.58	\$10,058,514.61	\$11,350,826.75	\$10,515,292.41	\$11,492,435.18	\$24,712,584.16	\$165,139,757.53	\$15,619,347.79
--------------------	------------------	-----------------	-----------------	-----------------	-----------------	-----------------	-----------------	-----------------	-----------------	-----------------	-----------------	-----------------	-----------------	------------------	-----------------



2020 - 2024



2020 - 2024



2020 - 2024






Municipio de Zempoala  
 Estado de Hidalgo  
 Análisis Mensual de Egresos Pagados por Fuente de Financiamiento al 31/dic./2021

Usu: supervisor  
 rptAnaliticoPresu

(Cuentas con Movimientos)  
 (Cifras en pesos y centavos)

Fecha y  
 05:59 p. m.

Objeto del Gasto	Presupuesto Vigente	Ene	Feb	Mar	Abr	May	Jun	Jul	Ago	Sep	Oct	Nov	Dic	Total	Diferencia (Vigente - Total)
------------------	---------------------	-----	-----	-----	-----	-----	-----	-----	-----	-----	-----	-----	-----	-------	------------------------------



MTRO. J. JESUS BERNANDEZ JUAREZ

*Edher Samperio Olvera*  
 PRESIDENTE MUNICIPAL  
 2020 - 2024

MTRO. EDHER SAMPERIO OLVERA  
 TESORERO MUNICIPAL



PATRICIA BURBALPES GONZALEZ WILLALVA

2020 - 2024



2020 - 2024